

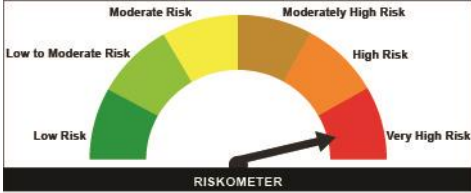
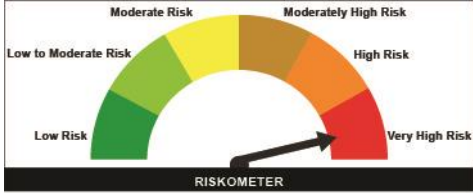
Nippon India BSE Sensex Next 30 ETF

Nippon India BSE Sensex Next 30 Index Fund

An open-ended scheme replicating/ tracking BSE Sensex Next 30 Index

New Fund Offer Opens on	May 21, 2025
New Fund Offer Closes on	June 04, 2025

Offer of Units of Rs. 10/- each during the New Fund Offer and Continuous offer for Units at NAV based Prices

Product Label	Fund Riskometer	Benchmark Riskometer
This product is suitable for investors who are seeking*:	Nippon India BSE Sensex Next 30 ETF & Nippon India BSE Sensex Next 30 Index Fund	BSE Sensex Next 30 TRI
Long-term capital growth		
Investments in equity and equity related securities and portfolio replicating the composition of the BSE Sensex Next 30 Index, subject to tracking errors	<p>The risk of the scheme is Very High</p>	<p>The risk of the benchmark is Very High</p>
*Investors should consult their financial advisors if in doubt about whether the product is suitable for them		

The product labelling assigned during the NFO is based on internal assessment of the scheme characteristics or model portfolio and the same may vary post NFO when the actual investments are made.

Advantages of ETFs & Index Funds

Benefits of Investing in an ETF/ Index Fund

Advantages

Open ended mutual fund constructed to track an index

Diversification through a single unit

Generally lower expense ratio as compared to an actively managed equity fund

Transparent, as the fund will replicate the index

Performance tracking the underlying benchmark index (subject to expense ratio & tracking error)

ETFs can be easily bought / sold like any other stock on the exchange during market hours*

*at prices prevailing in the market subject to availability of buyer/seller

Equity Market Outlook

✓ **Global Trade Dynamics:**

- The Indian equity market remained resilient even as global equity markets displayed a mixed trend given the macro developments around US Tariffs.
- Domestic market resilience can be attributed to the underlying domestic growth dynamics and a relatively lower exposure to the impact of tariffs.

✓ **Easing of Domestic Geopolitical tensions:**

- A recent easing of regional geopolitical tensions has improved market sentiments and led to a relief rally in the Indian equity markets.

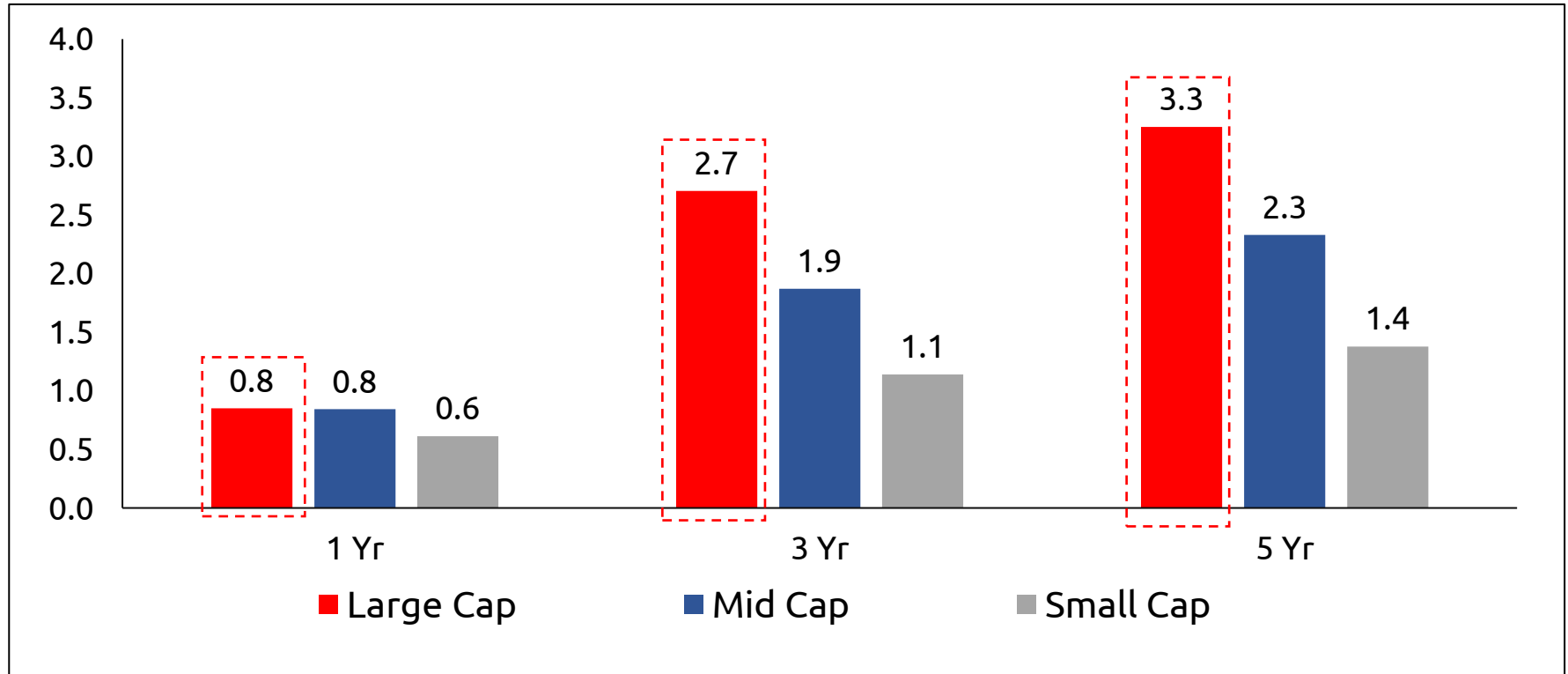
✓ **Easing Interest Rates:**

- Indications for economic growth are visible with RBI shifting towards rate cuts with an accommodative policy stance.

Equity Markets – Way Ahead

- ✓ **Larger recovery** is likely with following potential triggers –
 - Demand revival from rural/ agricultural recovery
 - Lower interest rates
 - Moderating inflation
 - Tax benefits to the middle-income group
 - Front loading of government spending
- ✓ Low base of FY25's 1Q earnings may act as a support in FY26 financial year as the macro visibility improves underpinning the domestic fundamentals.
- ✓ Large Cap & Large Cap oriented strategies may appear better placed on risk-reward basis.

Rolling Returns by Risk - Large Cap vs Mid Cap vs Small Cap



➤ **Large Cap category has provided better risk adjusted returns outperforming Mid Cap and Small Cap category across periods**

Rolling returns are compounded annualized and calculated on a daily frequency basis | Total Return Index (TRI) values used for calculation
Past performance may or may not be sustained in future and the same may not necessarily provide the basis for comparison with other investments.
Average rolling returns by risk is a measure to assess risk adjusted rolling returns. It is calculated by dividing the average rolling returns for a period by the standard deviation for the same period.

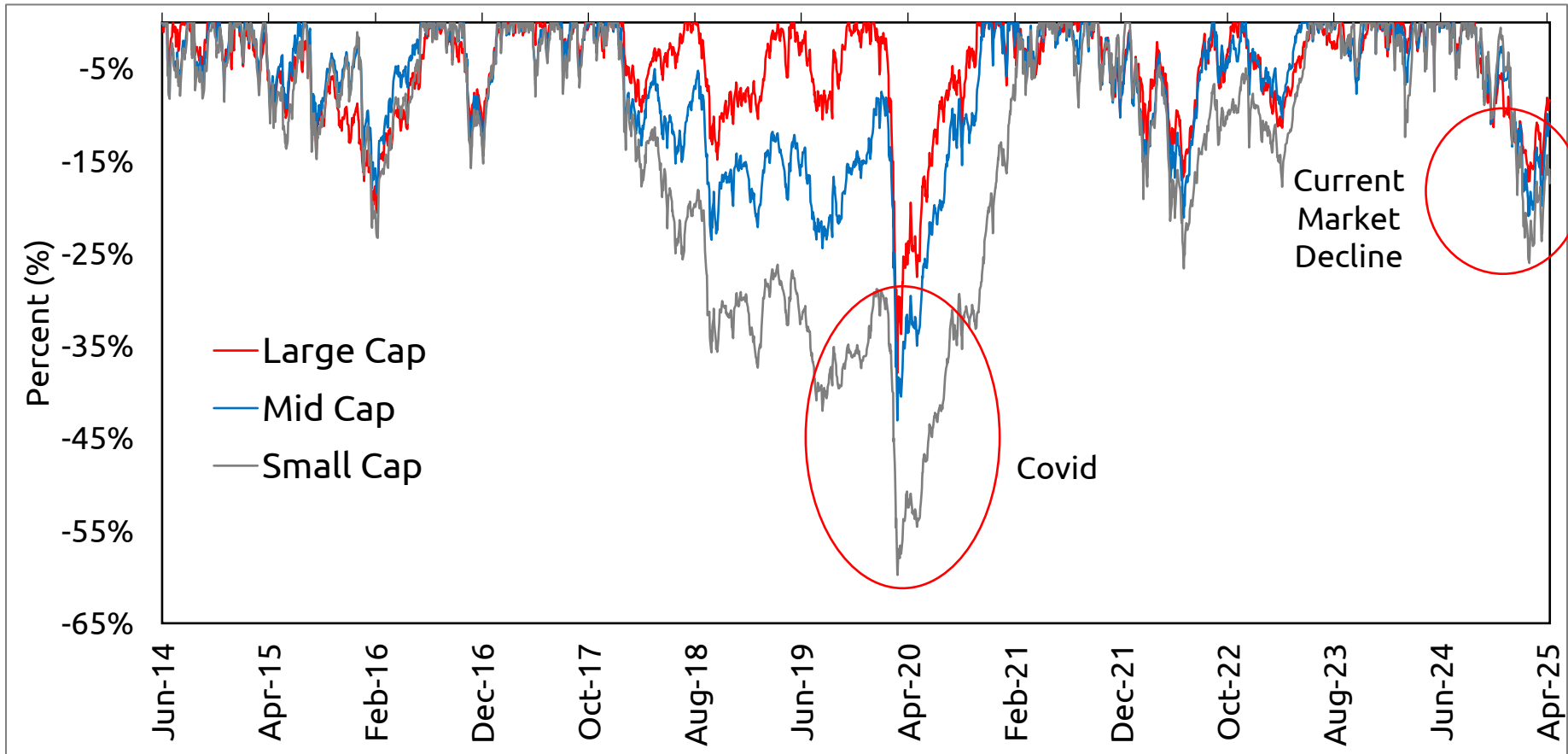
Large Cap – Nifty 100 TRI, Mid Cap – Nifty Midcap 150 TRI, Small Cap – Nifty Smallcap 250 TRI

Period for Rolling returns: Jun 20, 2014 to Apr 30, 2025

Data as on: April 30, 2025

Source: MFI

Drawdown Analysis – Large Cap vs Mid Cap vs Small Cap



- **Large Cap category tends to perform relatively better compared to Mid Cap and Small Cap category during periods of drawdown**

Note: Drawdowns refers to correction in values from historic peak. For calculation, respective current date closing value of the index is subtracted from historic peak of the index and such value is divided by historic peak of the index.

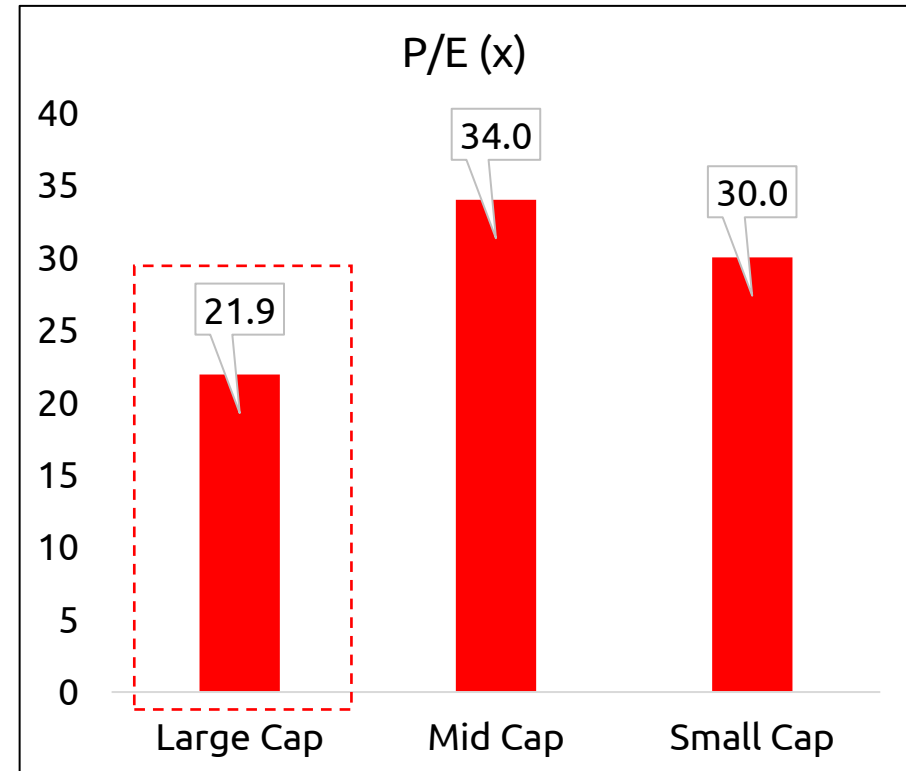
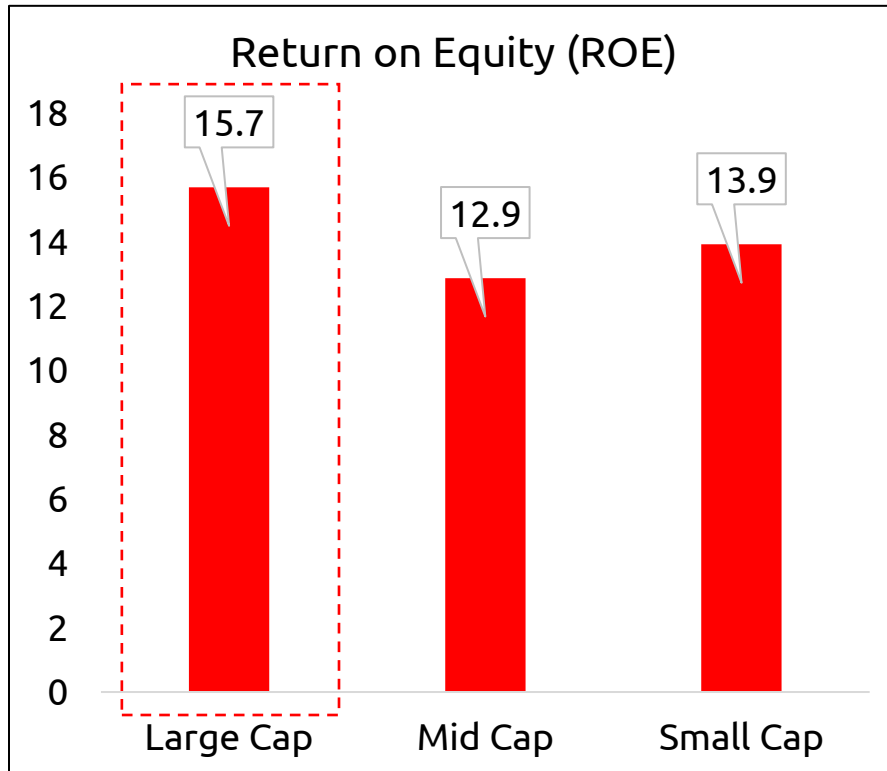
Large Cap – Nifty 100 TRI, Mid Cap – Nifty Midcap 150 TRI, Small Cap – Nifty Smallcap 250 TRI

TRI: Total Return Index

Source: MFI

Data: As on April 30, 2025

Large Caps – opportunity to invest



➤ **Despite having strong return on equity, Large Caps are trading at lower valuations as compared to Mid and Small cap indices**

Past performance may or may not be sustained in future and the same may not necessarily provide the basis for comparison with other investments.

Large Cap – Nifty 100 TRI, Mid Cap – Nifty Midcap 150 TRI, Small Cap – Nifty Smallcap 250 TRI

TRI: Total Return Index | P/E – Price to Earnings Ratio

ROE Data: As on Mar 31, 2025 | P/E Data: As on Apr 30, 2025

Source: Bloomberg

Why Invest in BSE Sensex Next 30?

Index Methodology

Universe

- The index is derived from the constituents of the BSE 100 that are not members of BSE SENSEX.

Eligibility

- The constituent must be linked to derivative trading (i.e., have a derivative contract)
- The stock must have traded on every trading day at BSE during the six month reference period

Index Construction

- Top 30 companies after BSE Sensex are selected based on average daily float-adjusted market capitalization to form BSE Sensex Next 30 Index.
- During each reconstitution, the top 24 ranked companies are compulsorily selected. Existing constituents ranked 25 – 36 are selected in order of highest rank until the target constituent count of 30 is reached.
- If after this step the target constituent count is not achieved, then non-constituents are selected in order of highest rank until the target constituent count is reached.

Weighting

- Index constituents are weighted based on their float-adjusted market capitalization

Rebalance & Reconstitution

- Semi-annually in June and December

Unlocking Opportunities beyond the Top 30

Weight (%) Distribution Across Large Cap Indices

Index	BSE SENSEX	NIFTY 50	NIFTY 100	NIFTY NEXT 50	BSE SENSEX NEXT 30
1 to 10	67%	57%	47%		
11 to 20	21%	18%	15%		
21 to 30	11%	11%	9%		
31 to 40		8%	7%		41%
41 to 50		6%	5%		33%
51 to 60			6%	32%	26%
61 to 70			4%	24%	
71 to 80			3%	19%	
81 to 90			2%	14%	
91 to 100			2%	10%	

- **BSE Sensex Next 30 has a balanced exposure to the under-represented middle order stocks in the large cap segment**

Data as on April 30, 2025

Source: Asia Index Private Limited

BSE Sensex Next 30 Index – Constituents contd..

Index Constituents			
Sr. No.	Stock Name	Sector	Weightage (%)
1	Trent Ltd.	Consumer Services	4.81%
2	Bharat Electronics Ltd.	Capital Goods	4.74%
3	Grasim Industries Ltd.	Construction Materials	4.39%
4	Interglobe Aviation Limited	Services	4.36%
5	JSW Steel Ltd.	Metals & Mining	4.13%
6	Oil And Natural Gas Corporation Ltd.	Oil, Gas & Consumable Fuels	4.01%
7	Hindalco Industries Ltd.	Metals & Mining	3.78%
8	Bajaj Auto Ltd.	Automobile and Auto Components	3.78%
9	Coal India Ltd.	Oil, Gas & Consumable Fuels	3.70%
10	Cipla Ltd.	Healthcare	3.69%
11	Jio Financial Services Limited	Financial Services	3.63%
12	Shriram Finance Limited	Financial Services	3.58%
13	Hindustan Aeronautics Limited	Capital Goods	3.54%
14	HDFC Life Insurance Company Ltd.	Financial Services	3.37%
15	SBI Life Insurance Company Ltd	Financial Services	3.35%

Note: The above mentioned stocks and sectors may or may not form part of the index in the future

Data as on April 30, 2025

Sectors as per AMFI Classification

Source: Asia Index Private Limited

BSE Sensex Next 30 Index - Constituents

Index Constituents			
Sr. No.	Stock Name	Sector	Weightage (%)
16	Eicher Motors Ltd.	Automobile and Auto Components	3.22%
17	Tata Consumer Products Limited	Fast Moving Consumer Goods	3.16%
18	Dr. Reddy's Laboratories Ltd.	Healthcare	3.04%
19	Vedanta Limited	Metals & Mining	2.97%
20	Varun Beverages Limited	Fast Moving Consumer Goods	2.97%
21	Apollo Hospitals Enterprise Ltd.	Healthcare	2.95%
22	Wipro Ltd.	Information Technology	2.88%
23	Britannia Industries Ltd.	Fast Moving Consumer Goods	2.71%
24	Tata Power Co.Ltd.	Power	2.69%
25	Avenue Supermarts Limited	Consumer Services	2.64%
26	Adani Enterprises Ltd.	Metals & Mining	2.57%
27	Bharat Petroleum Corporation Ltd.	Oil, Gas & Consumable Fuels	2.55%
28	Power Finance Corporation Ltd.	Financial Services	2.49%
29	REC Limited	Financial Services	2.20%
30	Hero Motocorp Ltd.	Automobile and Auto Components	2.10%
TOTAL			100.00%

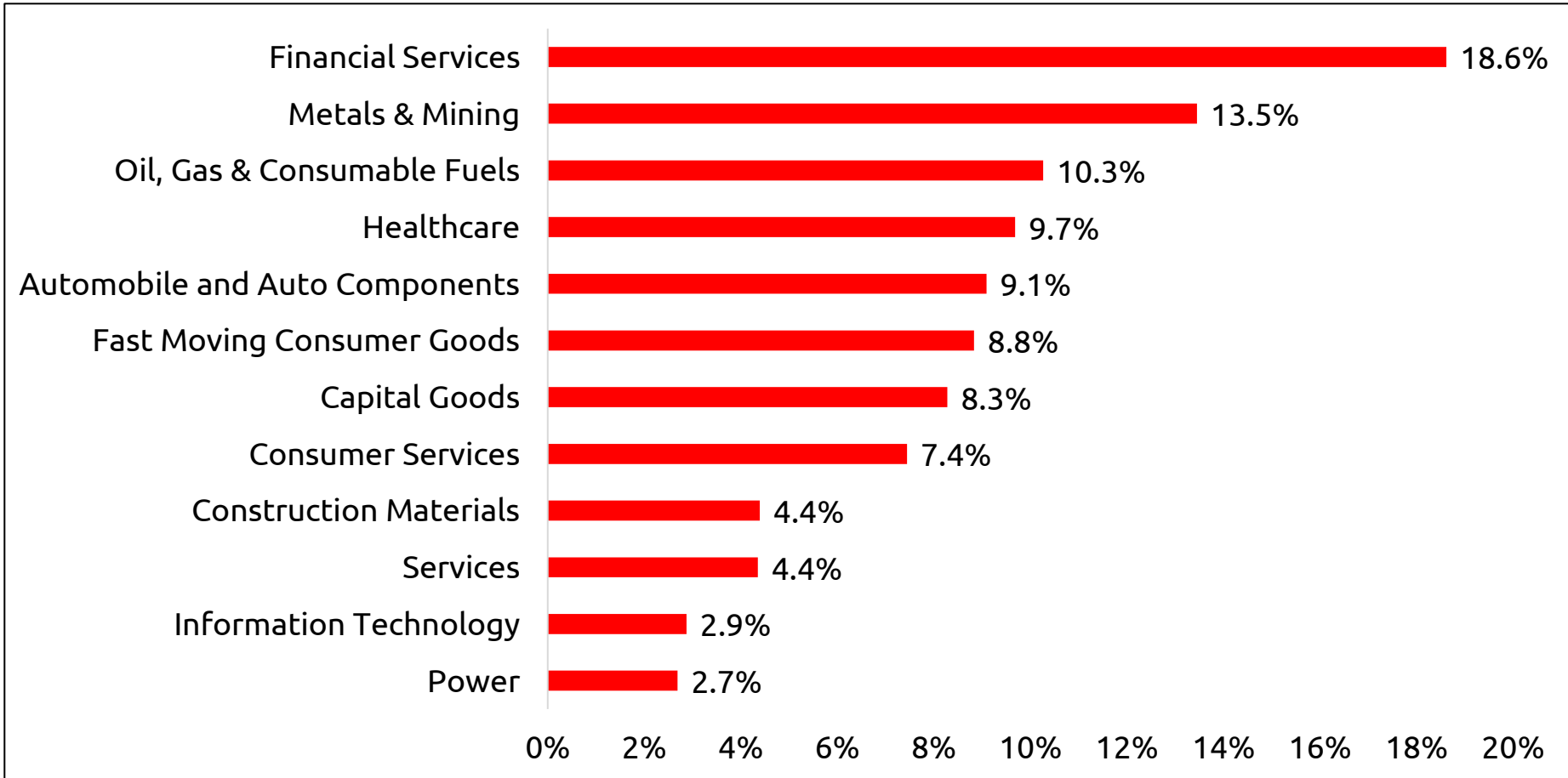
Note: The above mentioned stocks and sectors may or may not form part of the index in the future

Data as on April 30, 2025

Sectors as per AMFI Classification

Source: Asia Index Private Limited

Sector Allocation – BSE Sensex Next 30 Index



➤ **BSE Sensex Next 30 is a well-diversified index spread across 12 sectors**

Note: The above mentioned sectors may or may not form part of the index in future

Sector classification as per AMFI.

Data as on April 30, 2025

Source: Asia Index Private Limited

Performance of BSE Sensex Next 30 TRI

Performance – BSE Sensex Next 30 TRI

Summary – CAGR (%)

Index Name	1 Year	3 Years	5 Years	10 Years
BSE Sensex Next 30 TRI	4.6	15.7	26.0	14.2

Summary - Average Rolling Returns (%)

Index Name	1 Yr	3 Yr	5 Yr
BSE Sensex Next 30 TRI	17.3	14.5	13.3

Summary - Average Rolling Returns by Risk

Index Name	1 Yr	3 Yr	5 Yr
BSE Sensex Next 30 TRI	0.7	1.9	2.3

➤ **BSE Sensex Next 30 TRI has shown consistent performance across periods on CAGR basis as well as rolling returns basis**

Note: Data based on 1 Yr, 3 Yrs & 5 Yrs Rolling Returns calculated on daily basis for the period June 20, 2014 to April 30, 2025

Average rolling returns by risk is a measure to assess risk adjusted rolling returns. It is calculated by dividing the average rolling returns for a period by the standard deviation for the same period.

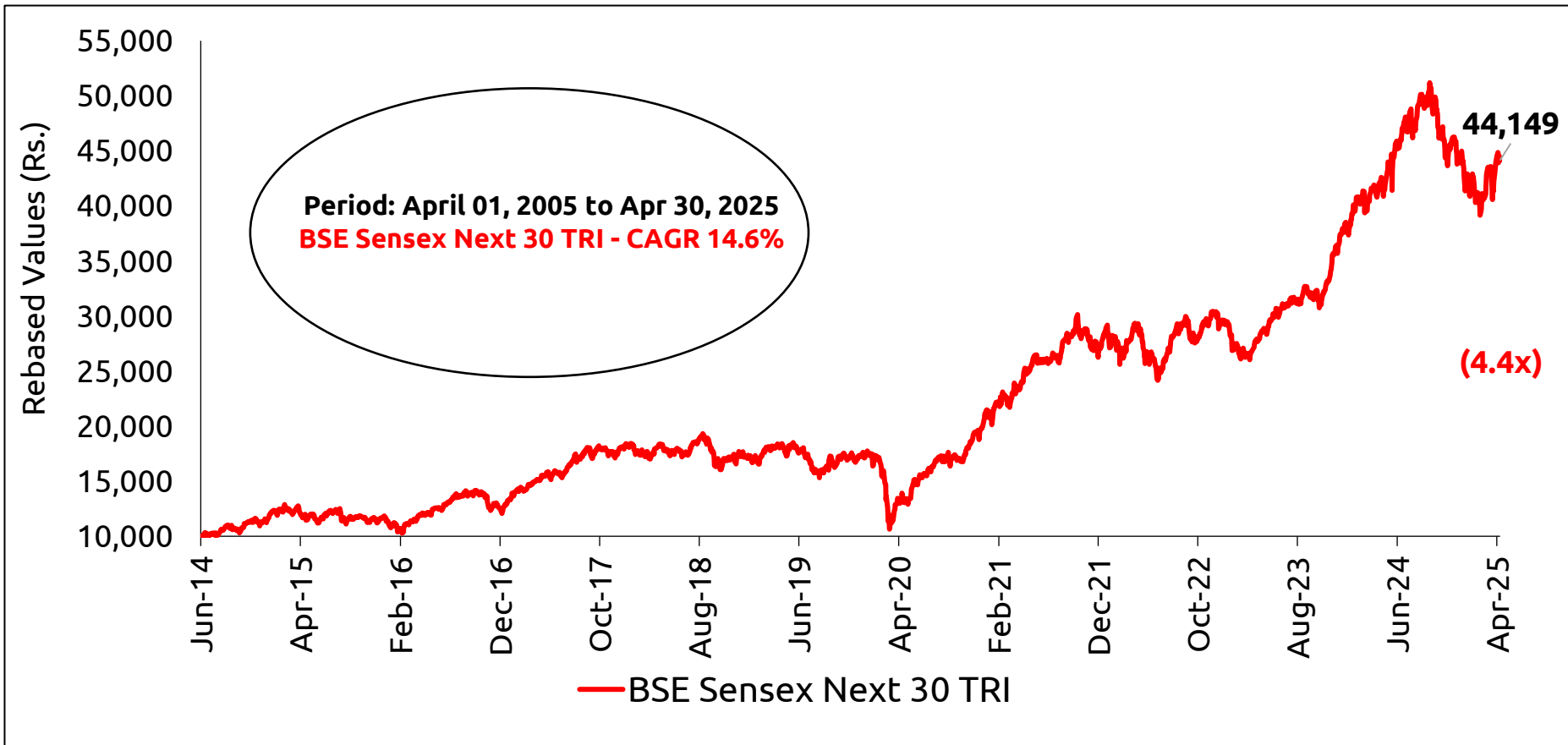
Past performance may or may not be sustained in future and the same may not necessarily provide the basis for comparison with other investments.

Rolling Returns are Compounded Annualised

TRI: Total Return Index | Data: As on April 30, 2025

Source: MFI, Asia Index Private Limited

Performance – BSE Sensex Nex 30 TRI



➤ **Investment of Rs 10,000 in BSE Sensex Next 30 TRI in June 2014 has compounded to approx. Rs. 44,149 (i.e. 4.4 times) as on April 30, 2025**

TRI – Total Return Index | *BSE Sensex Next 30 TRI values rebased to 10,000 on June 20, 2014

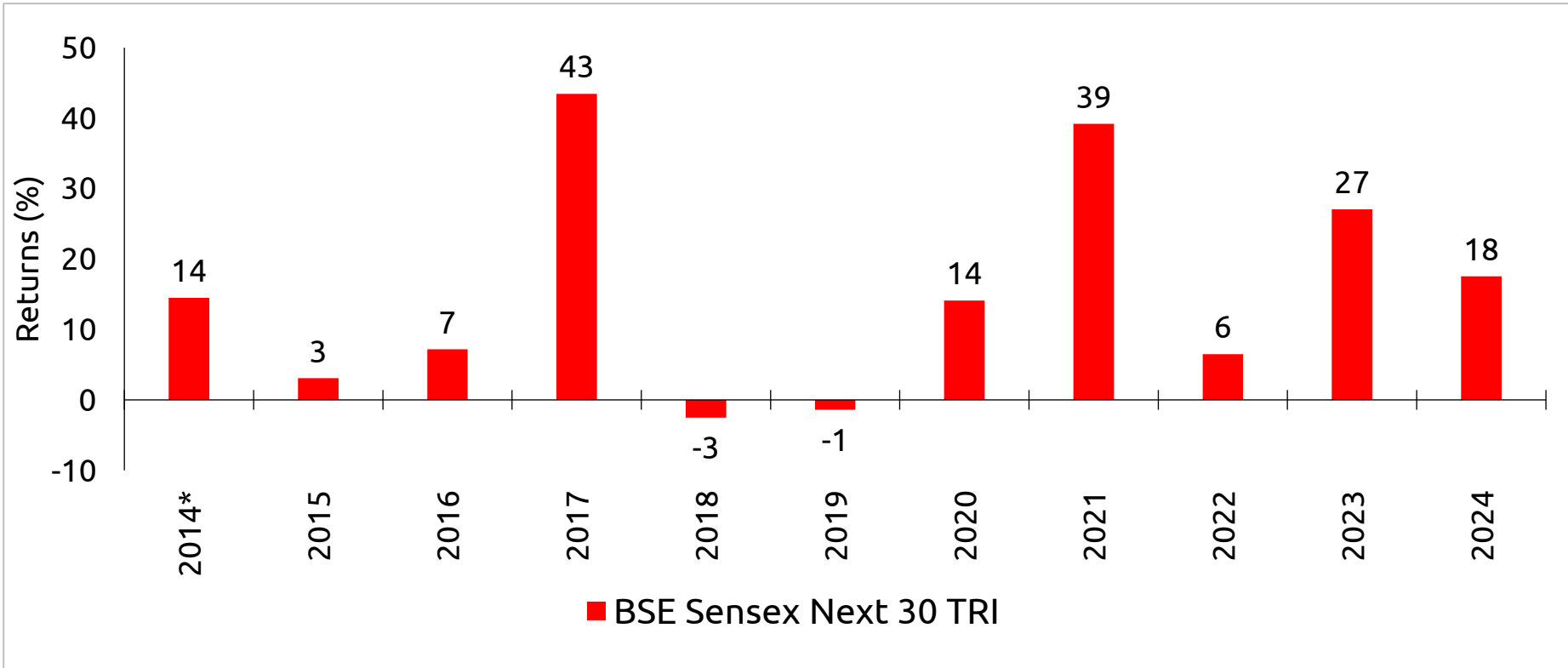
Past performance may or may not be sustained in future and the same may not necessarily provide the basis for comparison with other investments.

Less than 1 year Absolute returns, Greater than 1 year Compound Annualized returns.

Data: As on April 30, 2025

Source: MFI, Asia Index Private Limited

Performance – Calendar Year Returns



- **BSE Sensex Next 30 TRI has given positive returns in 9 out of 11 calendar years***
- **Over 15% average calendar year returns over the 11 - year timeline**

*For 2014, since base date is June 20, 2014, returns have been calculated from 20/06/2014 to 31/12/2014

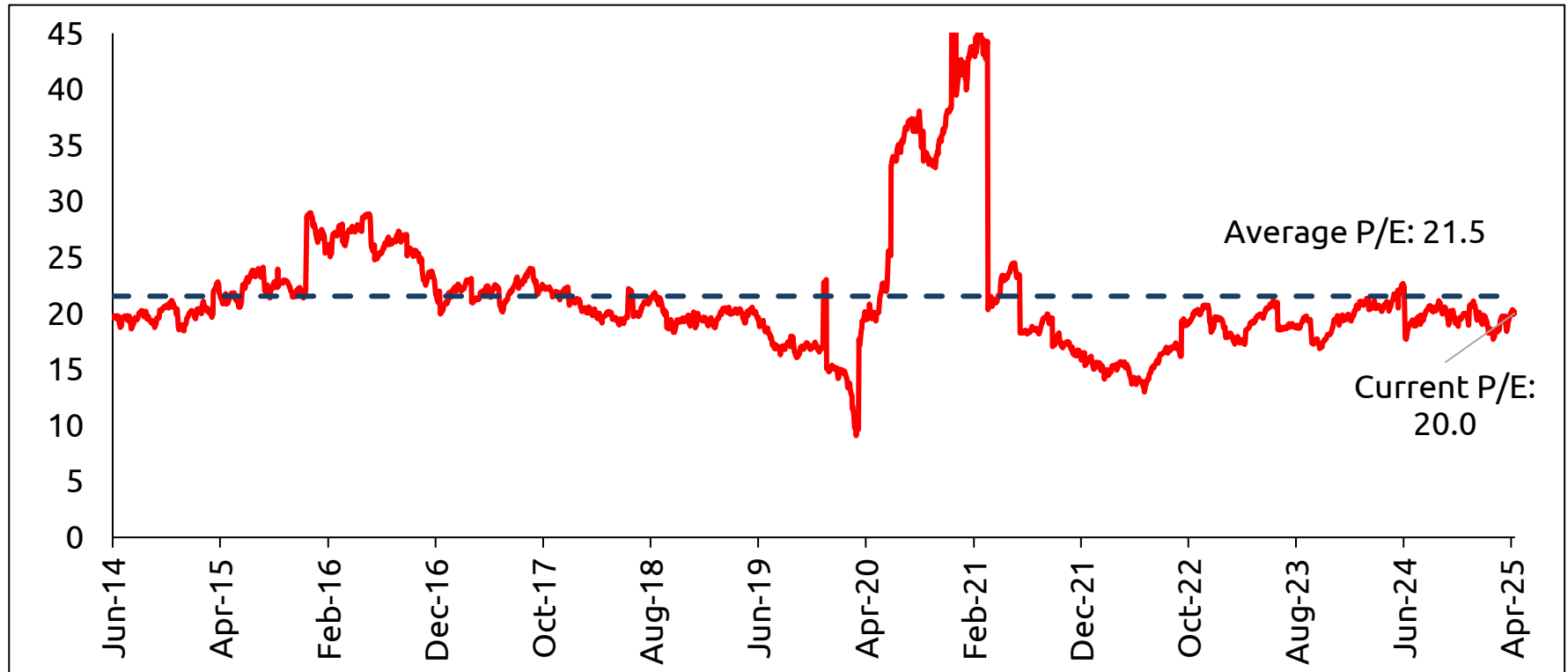
Past performance may or may not be sustained in future and the same may not necessarily provide the basis for comparison with other investments.

TRI – Total Return Index

Data: Calendar years from January to December

Source: MFI, Asia Index Private Limited

Attractive Valuations - BSE Sensex Next 30



➤ **BSE Sensex Next 30 is trading at an attractive discount of 7% below its 10-year historical average**

BSE Sensex Next 30 Index is reconstituted semi-annually on the Monday following the third Friday of June and December.

P/E – Price to Earnings Ratio

Period: June 20, 2014 to April 30, 2025

Source: Asia Index Private Limited

Rolling SIP Analysis – BSE Sensex Next 30 TRI

Rolling SIP Analysis Period - July 2014 to April 2025				
Particulars	1 Year	3 Year	5 Year	7 Year
No. of Observations	119	95	71	47
Average Returns	17%	16%	15%	16%
Standard Deviation	25%	11%	8%	3%

- Rolling SIP in BSE Sensex Next 30 TRI has generated high returns across years
- The standard deviation over long term is quite low

Table based on Monthly rolling SIP since July 2014 for BSE Sensex Next 30 TRI | SIP Installment of Rs.10,000 on 5th day of every month | Period of Observation: July 2014 to April 2025 | Valuation on month end date of SIP ending period | SIP Rolling Returns are calculated on the basis of XIRR returns

Data as on April 30, 2025

TRI: Total Return Index

Source: MFI, Asia Index Private Limited

Nippon India BSE Sensex Next 30 ETF

Fund Overview

About The Scheme

Investment objective

The investment objective of the scheme is to provide investment returns that commensurate to the total returns of the securities as represented by the BSE Sensex Next 30 Index before expenses, subject to tracking errors. However, there is no assurance that the investment objective of the Scheme will be achieved.

Asset Allocation

Instruments	Indicative Allocation (% of total assets)		Risk Profile
	Minimum	Maximum	
Securities constituting BSE Sensex Next 30	95%	100%	Very High
Cash & cash equivalents and Money Market instruments	0%	5%	Low to Moderate

The Scheme may invest upto 5% net assets in money market / liquid schemes of Nippon India Mutual Fund and/ or any other mutual fund without charging any fees, provided that aggregate inter-scheme investment made by all schemes under the same management company or in schemes under the management of any other AMC shall not exceed 5% of the NAV of the Mutual Fund in accordance with Clause 4 of Seventh Schedule of SEBI (Mutual Funds) Regulations, 1996. For more details, please refer Scheme Information Document (SID).

Type of scheme

An open-ended scheme replicating/ tracking BSE Sensex Next 30 Index

Why Invest ??

Exposure to Large Cap Companies

- Aims to provide exposure to underrepresented large cap companies after BSE Sensex

Rules Based

- The entry and exit of stocks are **determined on specific rules** as per the index methodology.

Reduced Risk

- **Elimination of non-systematic risks** like stock picking and portfolio manager selection, via investing in the Nippon India BSE Sensex Next 30 ETF

Flexibility to Trade

- Can be easily bought / sold like any other stock on the exchange during market hours (subject to availability of buyer/seller) at prices prevailing in the market

Low Cost

- Exposure to the basket of 30 companies via low cost^ ETF

^Low cost in terms of total expense ratio

Scheme Details

Scheme Details		
NFO Opens on	May 21, 2025	
NFO Closes on	June 04, 2025	
Benchmark Index	BSE Sensex Next 30 TRI	
Fund Manager	Himanshu Mange	
Load Structure	Exit Load : Not Applicable	
Minimum application amount (during NFO & ongoing basis)	During NFO: Minimum amount of Rs.1,000 and in multiples of Re.1 thereafter	
	During Ongoing Basis: <u>Directly from AMC:</u> Allowed to Authorized Participants/ Market Makers & Large Investors in form of creation unit size^ of 50,000 units.	<u>On the Exchange:</u> 1 unit and in multiples thereof

^ w.e.f May 1, 2023, the execution value for large investors must be greater than Rs.25 crores (except for Schemes managed by Employee Provident Fund Organisation (EPFO), India and Recognized Provident Funds, Approved Gratuity Funds and Approved Superannuation Funds under Income Tax Act, 1961)

Nippon India BSE Sensex Next 30 Index Fund

Fund Overview

About The Scheme

Investment objective

The investment objective of the scheme is to provide investment returns that commensurate to the total returns of the securities as represented by the BSE Sensex Next 30 Index before expenses, subject to tracking errors. However, there is no assurance that the investment objective of the Scheme will be achieved.

Asset Allocation

Instruments	Indicative Allocation (% of total assets)		Risk Profile
	Minimum	Maximum	
Securities constituting BSE Sensex Next 30 Index	95%	100%	Very High
Cash & cash equivalents and Money Market instruments	0%	5%	Low to Moderate

The Scheme may invest upto 5% net assets in money market / liquid schemes of Nippon India Mutual Fund and/ or any other mutual fund without charging any fees, provided that aggregate inter-scheme investment made by all schemes under the same management company or in schemes under the management of any other AMC shall not exceed 5% of the NAV of the Mutual Fund in accordance with Clause 4 of Seventh Schedule of SEBI (Mutual Funds) Regulations, 1996. For more details, please refer Scheme Information Document (SID).

Type of scheme

An open-ended scheme replicating/tracking BSE Sensex Next 30 Index

Why Invest ??

Exposure to Large Cap Companies

- Aims to provide exposure to underrepresented large cap companies after BSE Sensex

Rules Based

- The entry and exit of stocks are **determined on specific rules** as per the index methodology.

Reduced Risk

- **Elimination of non-systematic risks** like stock picking and portfolio manager selection, via investing in the Nippon India BSE Sensex Next 30 Index Fund

Opportunity

- Will also **allow non demat account holders to seek exposure to large cap stocks** across BSE 100 via investing in Nippon India BSE Sensex Next 30 Index Fund

SIP Investments

- Investors can avail the benefit of Systematic Investment Plan (SIP)[@]

Low Cost

- Exposure to the basket of 30 companies via low cost[^] index fund

[@]SIP stands for Systematic Investment Plan, wherein you can regularly invest a fixed amount at periodical intervals and aim for benefits over a period of time through the power of compounding.

[^]Low cost in terms of total expense ratio

Scheme Details

Scheme Details	
NFO Opens on	May 21, 2025
NFO Closes on	June 04, 2025
Benchmark Index	BSE Sensex Next 30 TRI
Fund Manager	Himanshu Mange
Load Structure	Exit Load : NIL
Minimum application amount (during NFO & ongoing basis)	<p>During NFO: Minimum amount of Rs.1,000 and in multiples of Re.1 thereafter</p> <p>During Ongoing Basis: Minimum amount of Rs.1,000 and in multiples of Re.1 thereafter Additional amount of Rs.1,000 and in multiples of Re.1 thereafter</p>
Plans	<p>The Scheme offers following Plans under Direct Plan and Regular Plan:</p> <ul style="list-style-type: none"> a) Growth Plan b) Income Distribution cum capital withdrawal Plan

NAM India Strengths

Strong Pedigree

- **23** years of schemes in existence
- **Pioneering** Passive Investing in India

Comprehensive Suite of Passive Products

- **24 ETFs:** 18 Equity ETFs, 4 Fixed Income ETFs and 2 Commodity ETFs
- **26 Index Funds/FoFs:** 14 Equity Index Funds, 9 Fixed Income Index Funds and 3 Fund of Funds (2 on Commodity + 1 on Equity)

➤ **Having strong credentials and process oriented**

➤ **Experienced management team**

Disclaimers

AIPL Disclaimer for the Scheme

• “BSE Ltd. (“the Exchange”) has given vide its letter no. LO/IPO/AG/MF/IP/65/2024-25 Dated January 14, 2025 permission to Nippon India Mutual Fund to use the Exchange’s name in this SID as one of the Stock Exchanges on which this Mutual Fund’s Unit are proposed to be listed. The Exchange has scrutinized this SID for its limited internal purpose of deciding on the matter of granting the aforesaid permission to Nippon India Mutual Fund. The Exchange does not in any manner: - i) warrant, certify or endorse the correctness or completeness of any of the contents of this SID; or ii) warrant that this scheme’s unit will be listed or will continue to be listed on the Exchange; or iii) take any responsibility for the financial or other soundness of this Mutual Fund, its promoters, its management or any scheme or project of this Mutual Fund; and it should not for any reason be deemed or construed that this SID has been cleared or approved by the Exchange. Every person who desires to apply for or otherwise acquires any unit of Nippon India BSE Sensex Next 30 ETF may do so pursuant to independent inquiry, investigation and analysis and shall not have any claim against the Exchange whatsoever by reason of any loss which may be suffered by such person consequent to or in connection with such subscription/acquisition whether by reason of anything stated or omitted to be stated herein or for any other reason whatsoever”

• “The BSE Sensex Next 30 Index (the “Index”) is published by Asia Index Private Limited (“AIPL”), which is a wholly owned subsidiary of BSE Limited (“BSE”). BSE® and SENSEX® are registered trademarks of BSE. The trademarks have been licensed to AIPL and have been sublicensed for use for certain purposes by Licensee. Licensee’s “Nippon India BSE Sensex Next 30 ETF” & “Nippon India BSE Sensex Next 30 Index Fund” (the “Product”) is/are not sponsored, endorsed, sold or promoted by AIPL or BSE. None of AIPL or BSE makes any representation or warranty, express or implied, to the owners of the Product(s) or any member of the public regarding the advisability of investing in securities generally or in the Product particularly or the ability of the Index to track general market performance. AIPL’s and BSE’s only relationship to Licensee with respect to the Index is the licensing of the Index and certain trademarks, service marks and/or trade names of AIPL, BSE and/or their licensors. The BSE Indices are determined, composed and calculated by AIPL or its agent without regard to Licensee or the Product. None of AIPL or BSE are responsible for and have not participated in the determination of the prices, and amount of the Product or the timing of the issuance or sale of the Product or in the determination or calculation of the equation by which the Product is to be converted into cash, surrendered or redeemed, as the case may be. AIPL and BSE have no obligation or liability in connection with the administration, marketing or trading of the Product. There is no assurance that investment products based on the Index will accurately track index performance or provide positive investment returns. AIPL and BSE are not investment advisors. Inclusion of a security within an index is not a recommendation by AIPL or BSE to buy, sell, or hold such security, nor is it considered to be investment advice.

• AIPL, BSE AND THEIR THIRD PARTY LICENSORS DO NOT GUARANTEE THE ADEQUACY, ACCURACY, TIMELINESS AND/OR THE COMPLETENESS OF THE INDEX OR ANY DATA RELATED THERETO. AIPL, BSE AND THEIR THIRD PARTY LICENSORS SHALL NOT BE SUBJECT TO ANY DAMAGES OR LIABILITY FOR ANY ERRORS, OMISSIONS, OR DELAYS THEREIN. AIPL, BSE AND THEIR THIRD PARTY LICENSORS MAKE NO EXPRESS OR IMPLIED WARRANTIES, AND EXPRESSLY DISCLAIM ALL WARRANTIES, OF MERCHANTABILITY OR FITNESS FOR A PARTICULAR PURPOSE OR USE OR AS TO RESULTS TO BE OBTAINED BY LICENSEE, OWNERS OF THE PRODUCT, OR ANY OTHER PERSON OR ENTITY FROM THE USE OF THE INDEX OR WITH RESPECT TO ANY DATA RELATED THERETO. WITHOUT LIMITING ANY OF THE FOREGOING, IN NO EVENT WHATSOEVER SHALL AIPL, BSE OR THEIR THIRD PARTY LICENSORS BE LIABLE FOR ANY INDIRECT, SPECIAL, INCIDENTAL, PUNITIVE, OR CONSEQUENTIAL DAMAGES INCLUDING BUT NOT LIMITED TO, LOSS OF PROFITS, TRADING LOSSES, LOST TIME OR GOODWILL, EVEN IF THEY HAVE BEEN ADVISED OF THE POSSIBILITY OF SUCH DAMAGES, WHETHER IN CONTRACT, TORT, STRICT LIABILITY, OR OTHERWISE. THERE ARE NO THIRD PARTY BENEFICIARIES OF ANY AGREEMENTS OR ARRANGEMENTS BETWEEN AIPL AND LICENSEE, OTHER THAN THE LICENSORS OF AIPL (INCLUDING BSE).

Mutual Fund investments are subject to market risks, read all scheme related documents carefully

Disclaimers

Disclaimers by NSE

- "As required, a copy of this Scheme Information Document has been submitted to National Stock Exchange of India Limited (hereinafter referred to as NSE). NSE has given vide its letter NSE/LIST/5763 dated January 14, 2025, permission to the Mutual Fund to use the Exchange's name in this Scheme Information Document as one of the stock exchanges on which the Mutual Fund's units are proposed to be listed subject to, the Mutual Fund fulfilling various criteria for listing. The Exchange has scrutinized this Scheme Information Document for its limited internal purpose of deciding on the matter of granting the aforesaid permission to the Mutual Fund. It is to be distinctly understood that the aforesaid permission given by NSE should not in any way be deemed or construed that the Scheme Information Document has been cleared or approved by NSE; nor does it in any manner warrant, certify or endorse the correctness or completeness of any of the contents of this Scheme Information Document; nor does it warrant that the Mutual Fund's units will be listed or will continue to be listed on the Exchange; nor does it take any responsibility for the financial or other soundness of the Mutual Fund, its sponsors, its management or any scheme of the Mutual Fund.
- Every person who desires to apply for or otherwise acquire any units of the Mutual Fund may do so pursuant to independent inquiry, investigation and analysis and shall not have any claim against the Exchange whatsoever by reason of any loss which may be suffered by such person consequent to or in connection with such subscription/acquisition whether by reason of anything stated or omitted to be stated herein or any other reason whatsoever."
- **Risk Factors:** Mutual Funds and securities investments are subject to market risks such as trading volumes, settlement risk, liquidity risk and default risk including the possible loss of principal and there is no assurance or guarantee that the objectives of the Scheme will be achieved. As the price / value / interest rates of the securities in which the scheme invests fluctuates, the value of your investment in the scheme may go up or down. Past performance of the Sponsor/AMC/Mutual Fund does not guarantee future performance of the scheme. The present scheme is not a guaranteed or assured return scheme. For more details, refer Scheme Information Document (SID).

Disclaimers

- The information herein is meant only for general reading purposes and the views being expressed only constitute opinions and therefore cannot be considered as guidelines, recommendations or as a professional guide for the readers. Certain factual and statistical information (historical) pertaining to Industry and markets have been obtained from independent third-party sources, which are deemed to be reliable. It may be noted that since Nippon Life India Asset Management Limited (NAM India) has not independently verified the accuracy or authenticity of such information or data, or for that matter the reasonableness of the assumptions upon which such data and information has been processed or arrived at; NAM India does not in any manner assure the accuracy or authenticity of such data and information. Some of the statements & assertions contained in these materials may reflect NAM India's views or opinions, which in turn may have been formed on the basis of such data or information.
- Before making any investments, the readers are advised to seek independent professional advice, verify the contents in order to arrive at an informed investment decision. None of the Sponsor, the Investment Manager, the Trustee, their respective directors, employees, associates or representatives shall be liable in any way for any direct, indirect, special, incidental, consequential, punitive or exemplary damages, including on account of lost profits arising from the information contained in this material.

Mutual Fund investments are subject to market risks, read all scheme related documents carefully

Thank you for your time!