

Mirae Asset Nifty India New Age Consumption ETF

(An open-ended scheme replicating/tracking Nifty India New Age Consumption Total Return Index)

Mirae Asset Nifty India New Age Consumption ETF Fund of Fund

(An open-ended fund of fund scheme investing in units of Mirae Asset Nifty India New Age Consumption ETF)

ETF New Fund Offer details:

New Fund Offer (NFO) starts on: Dec 12, 2024

New Fund Offer (NFO) closes on: Dec 20, 2024

Scheme re-opens for continuous Sale and Repurchase from Dec 27, 2024

Fund of Fund New Fund Offer details:

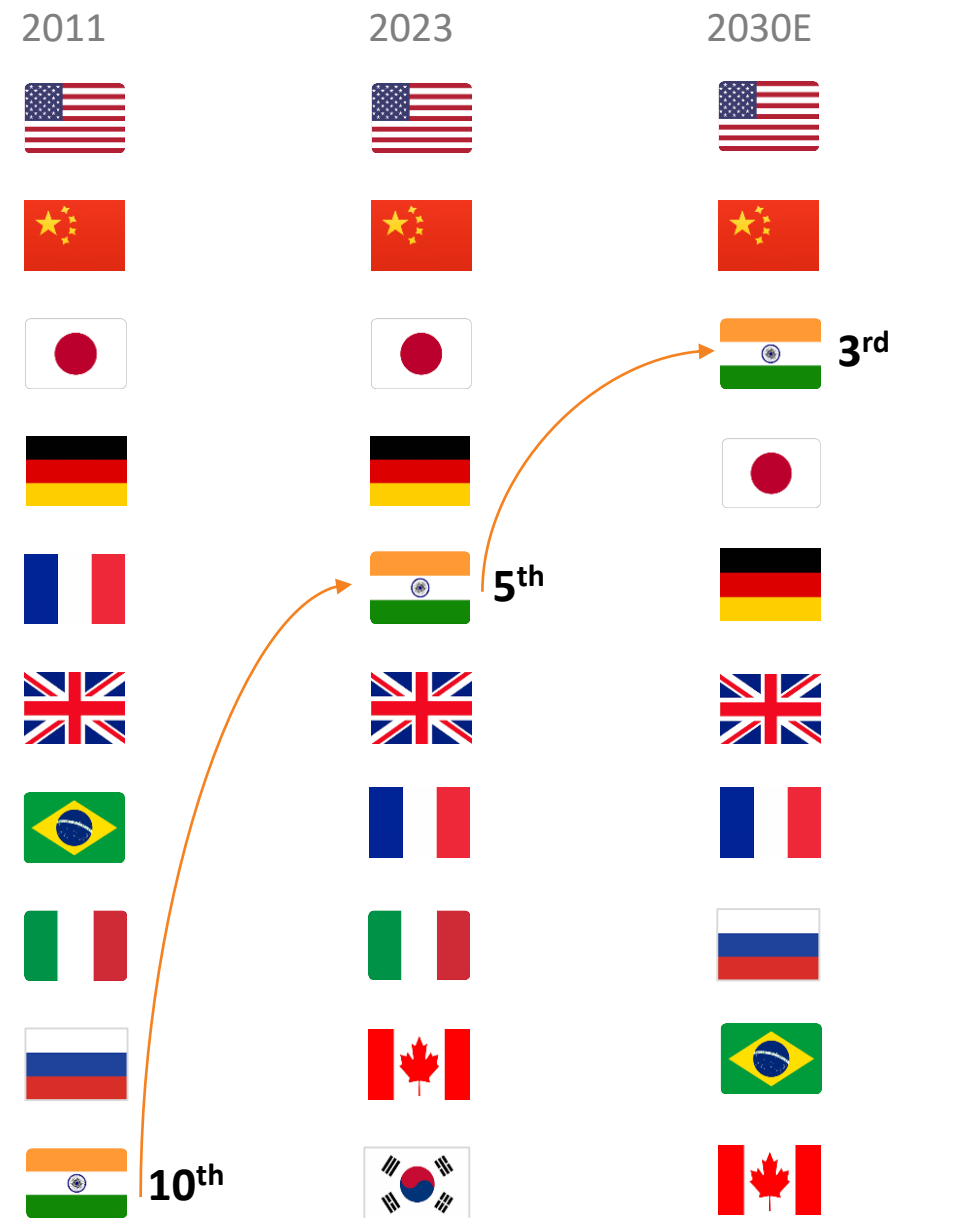
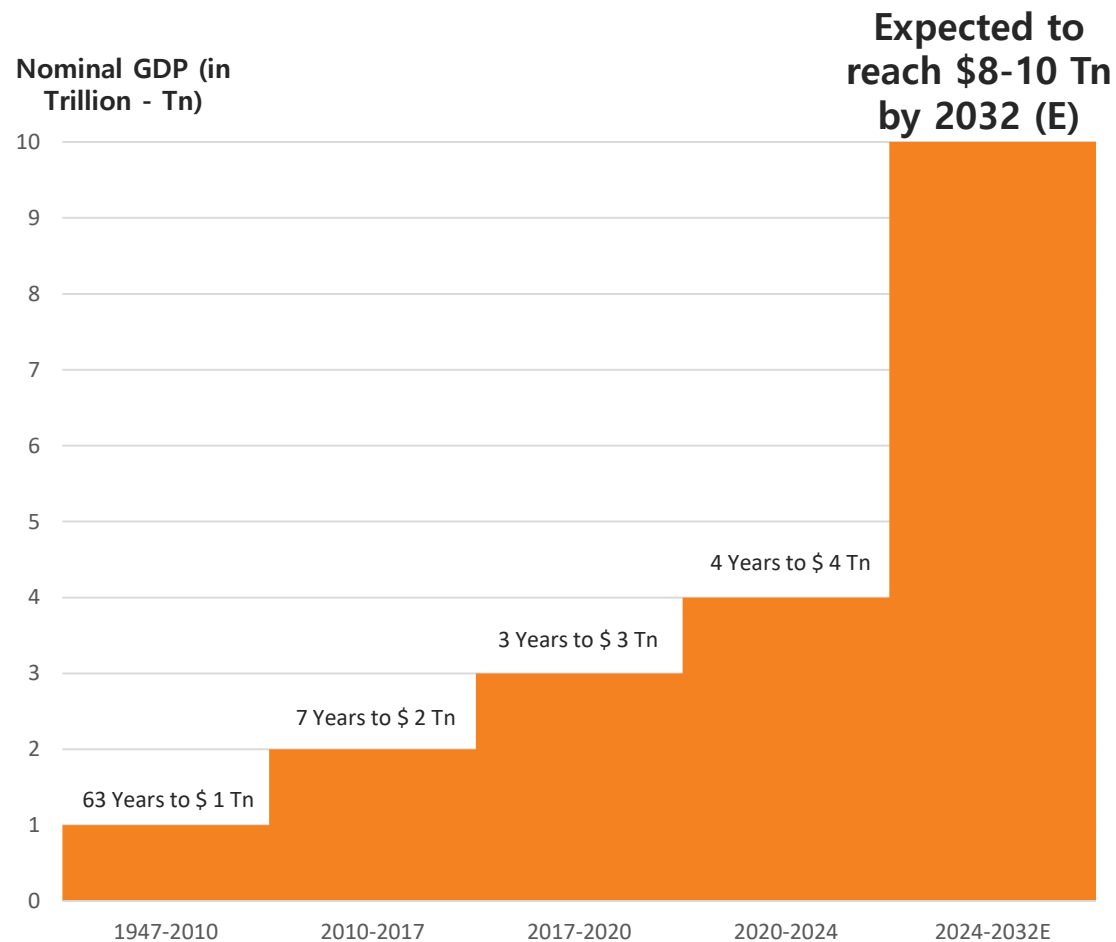
New Fund Offer (NFO) starts on: Dec 12, 2024

New Fund Offer (NFO) closes on: Dec 26, 2024

Scheme re-opens for continuous Sale and Repurchase from Jan 3, 2025



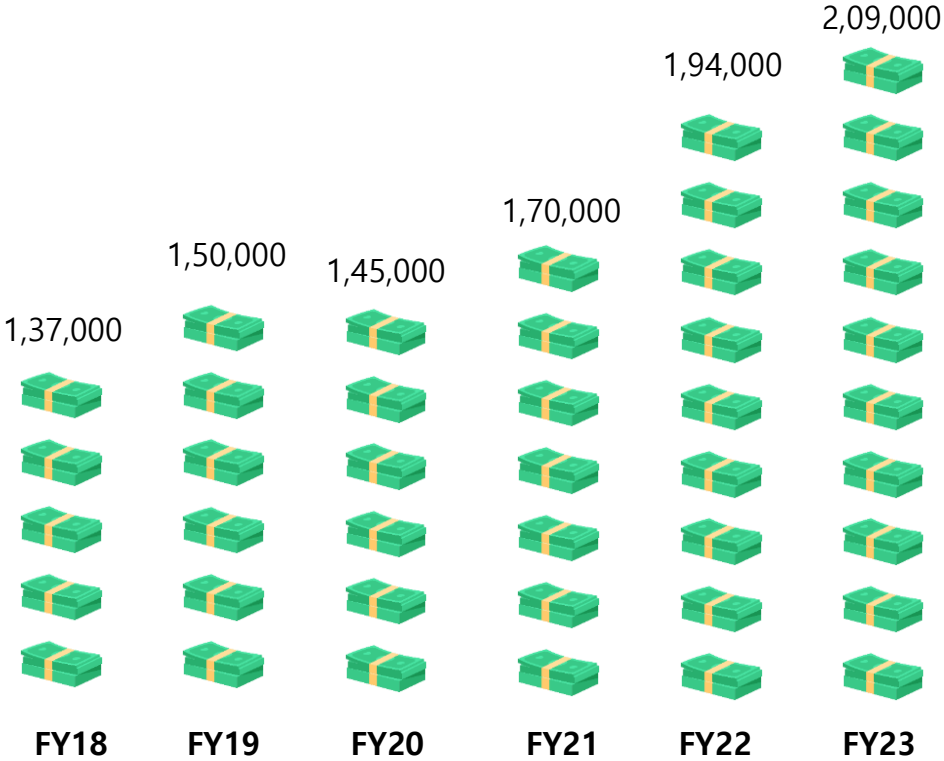
India continues to be a global bright spot, poised to become 3rd largest economy over the next decade




Source: Forecasts by International Monetary Fund, Oxford Economics, The World Bank & Reserve Bank of India, BCG Analysis; Data as on Dec 31, 2023; Countries mentioned in 2011 include United States, China, Japan, Germany, France, United Kingdom, Brazil, Italy, Russia, India and in the other list include Canada (9th in 2023) and South Korea (10th in 2023); E: Estimates

India consumption story

Steady growth in per capita income (INR)



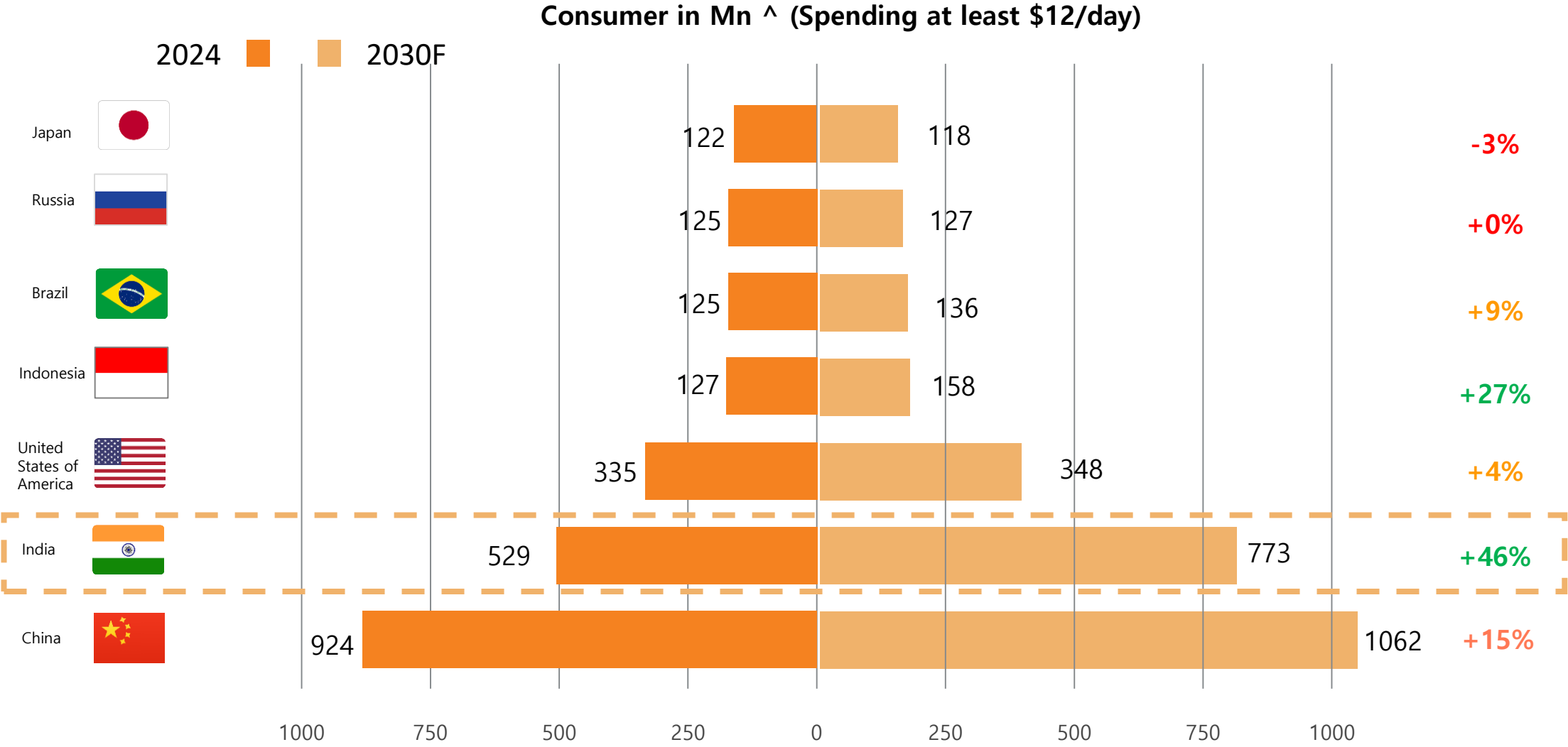
Private consumption expenditure growth back to pre-COVID levels (INR Trillion)



With growing income, India's retail spending is expected to reach \$2Tn in next 10 years and present's a large opportunity for retailers.

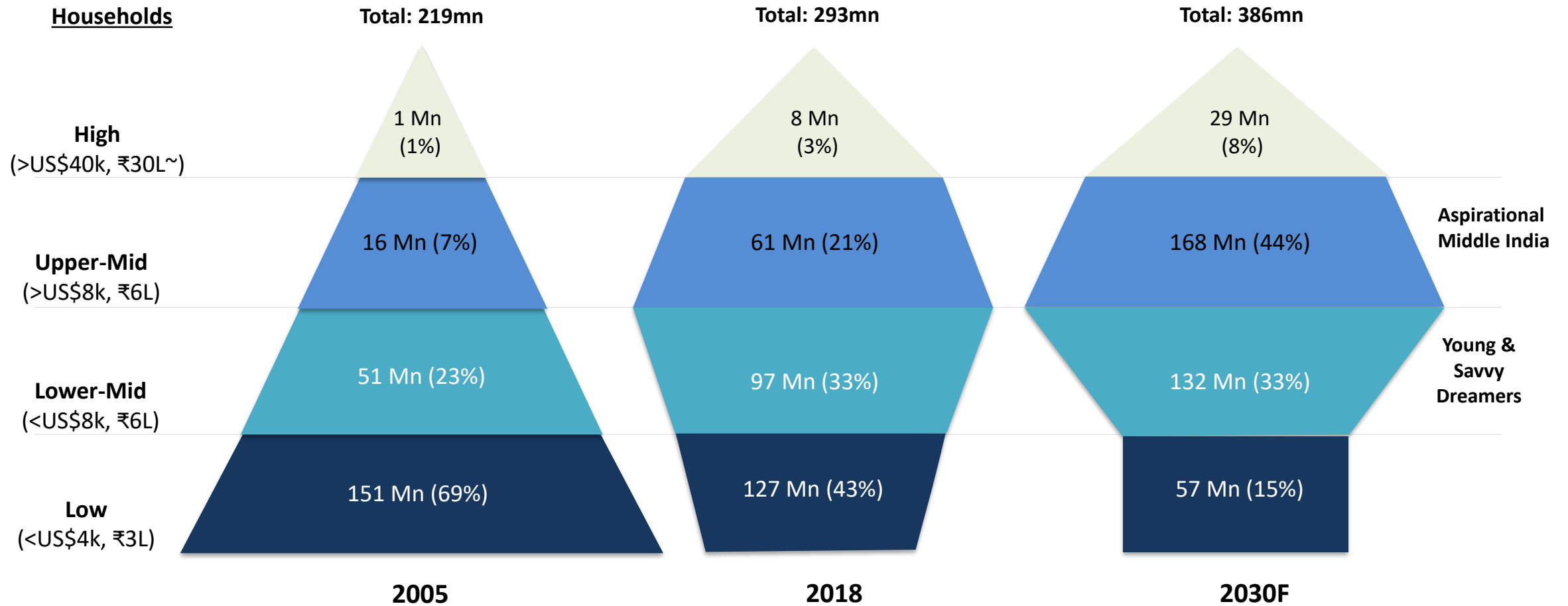
Source: Data as on Mar 31, 2023; MOSPI, First Advance Estimates of National Income 2023-24, BCG India Matrix Report 2023 ; Financial Year: Apr 1, 2023 to Mar 31, 2024;

India is expected to be one of the fastest growing consumer market



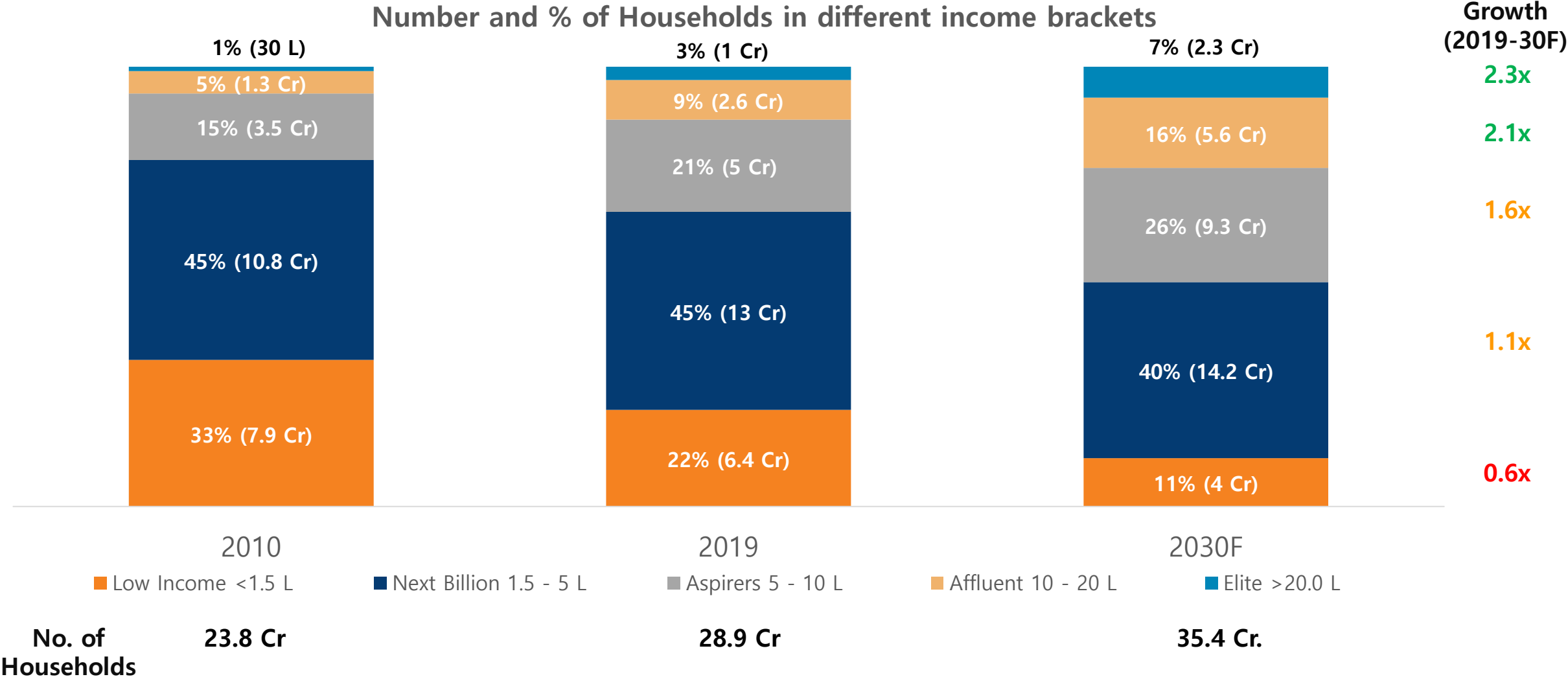
Source: Visual Capitalist: The World's Largest Consumer Markets in 2030; Data as on 8 Feb 2024 F: Forecasts
 ^In this dataset, a consumer is classified as someone who spends at least \$12 per day. Sources for the data include the World Bank, UN, Eurostat, and OECD databases.

Evolution Of household income in India



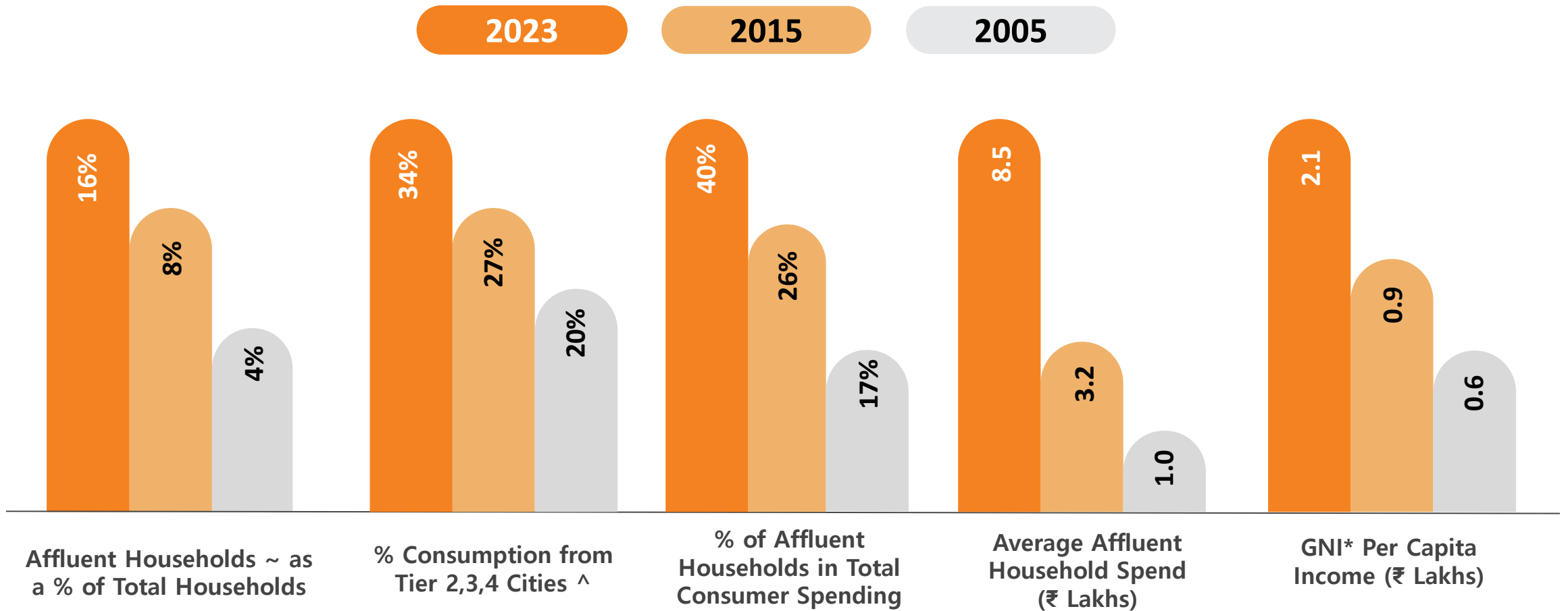
Affluence is increasing in India - aspirer, affluent and elite may account for ~50% households by 2030

Number and % of Households in different income brackets



Source: BCG India Matrix Report 2023; Data as on April 1, 2023; CCI proprietary income model, BCG analysis 1. Annual household gross income is based on 2019 prices
 Note: Annual Gross Household income—Low Income: < INR 1.5 Lakhs; Next Billion: INR 1.5–5 lakhs; Aspirers: INR 5–10 lakhs; Affluent: INR 10–20 lakhs; Elite: INR >20 lakh; F: Forecasts

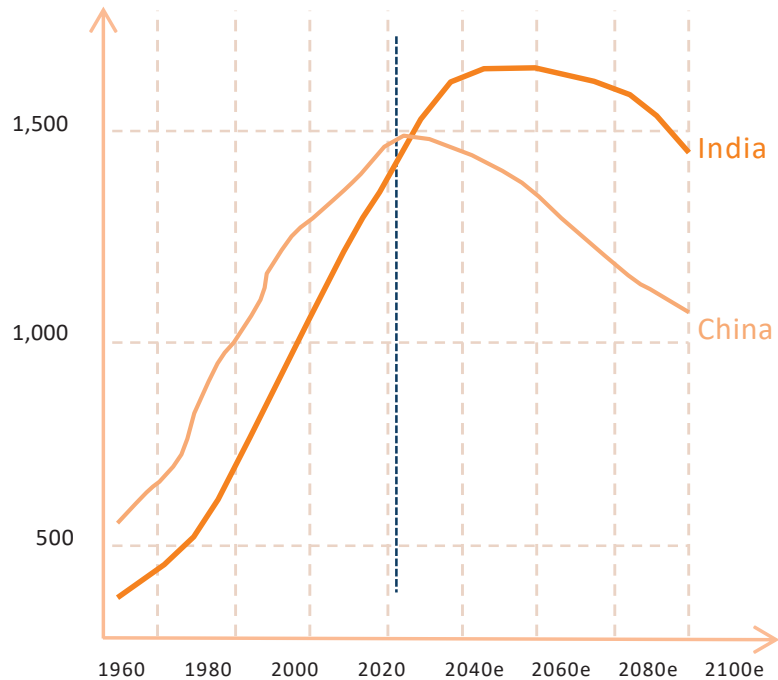
The changing face of Indian Consumers



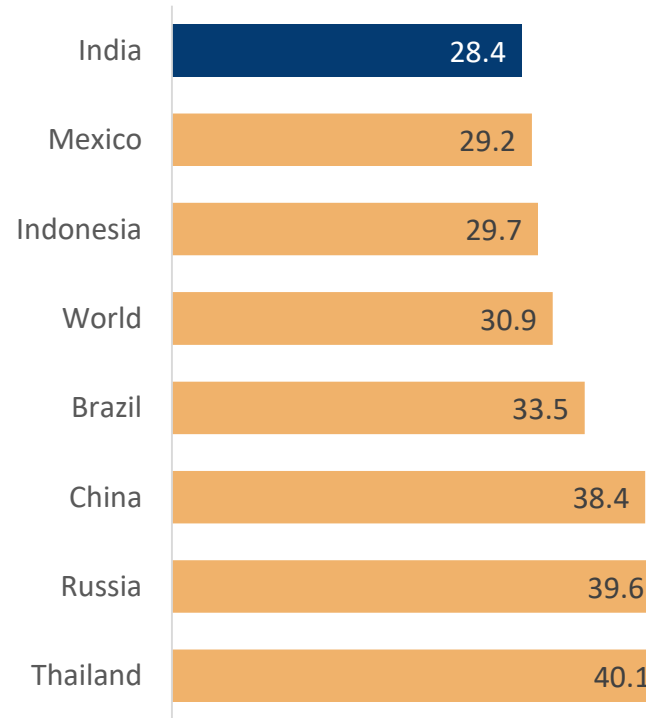
The Demographic Dividend Opportunity

Favorable demographics may support long term growth

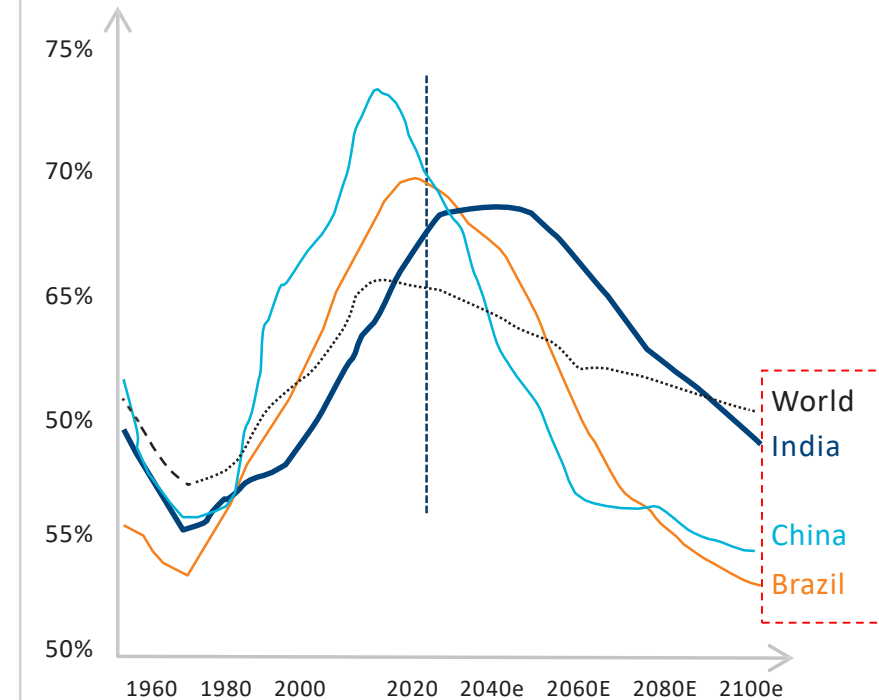
Projected population of India & China (Million)



Median Age of population (Year 2020, In Years)

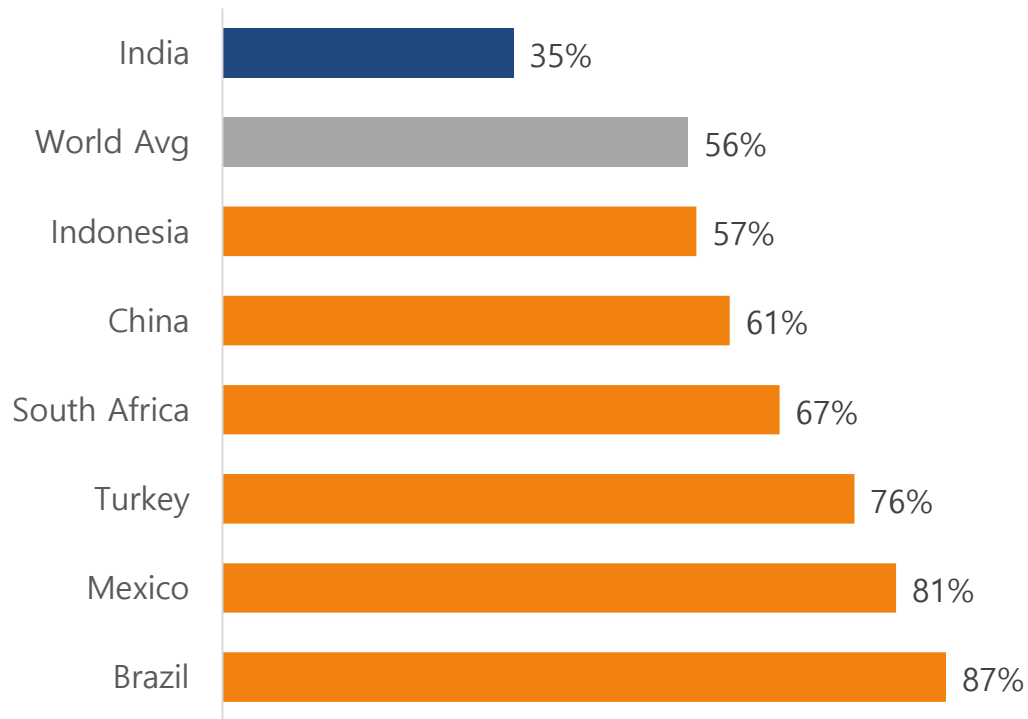


Share of working age population in total population (%)

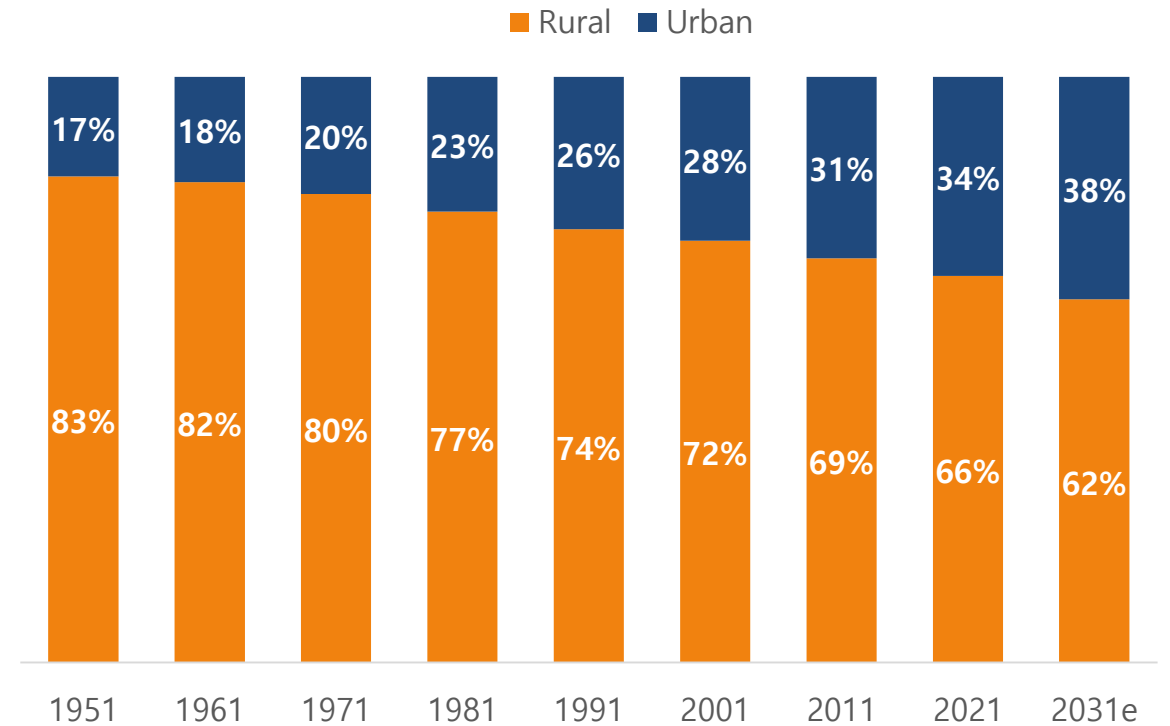


Urbanization trends across the world

Share of Urban Population (% of Total in Year 2020)



Urban-Rural Mix of Population



Rise of Discretionary Consumption in India

Key elements defining the pace and shape of consumer spending

Pace of Growth



Steady growth in per-capita income



Higher affluent spending



Higher spending on experiences




Increase in store formats & categories

Shifts: Geo & Channel



Tier-2 & 3 urban towns contributing to consumption growth

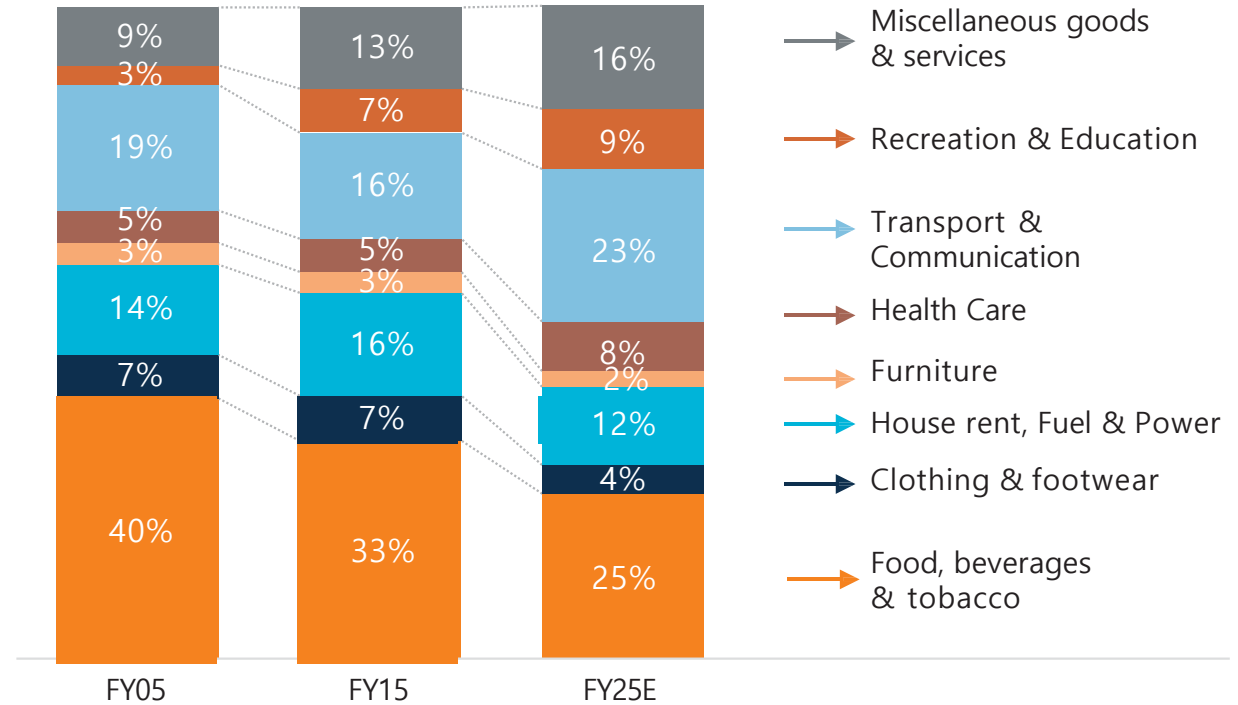
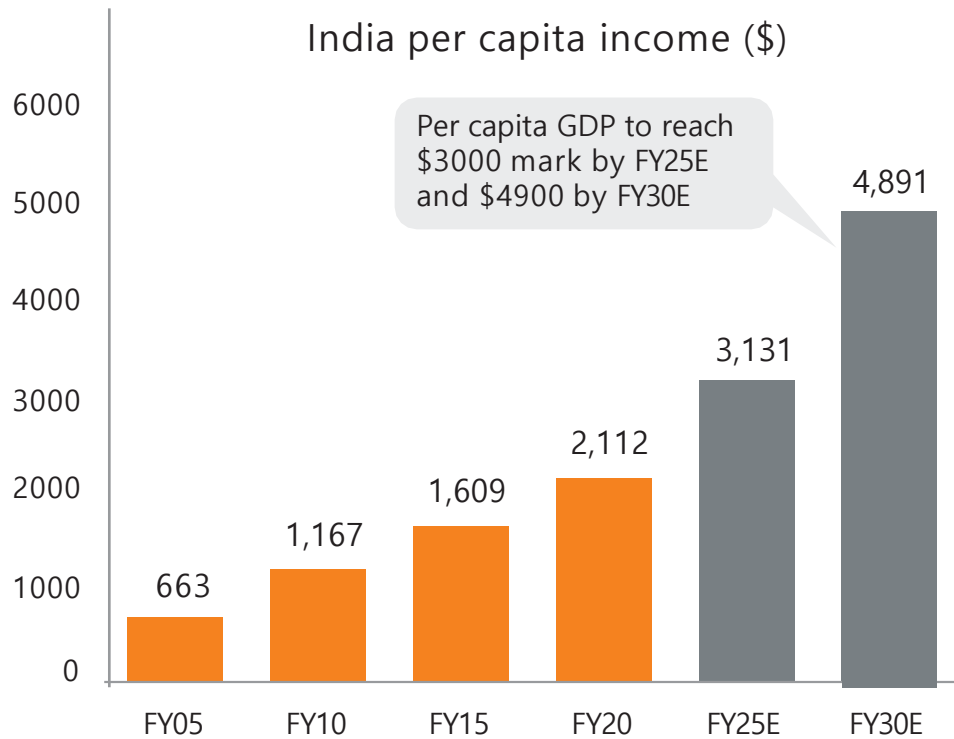


Shift from offline to online

Consumer Discretionary: India's consumption at an inflection point

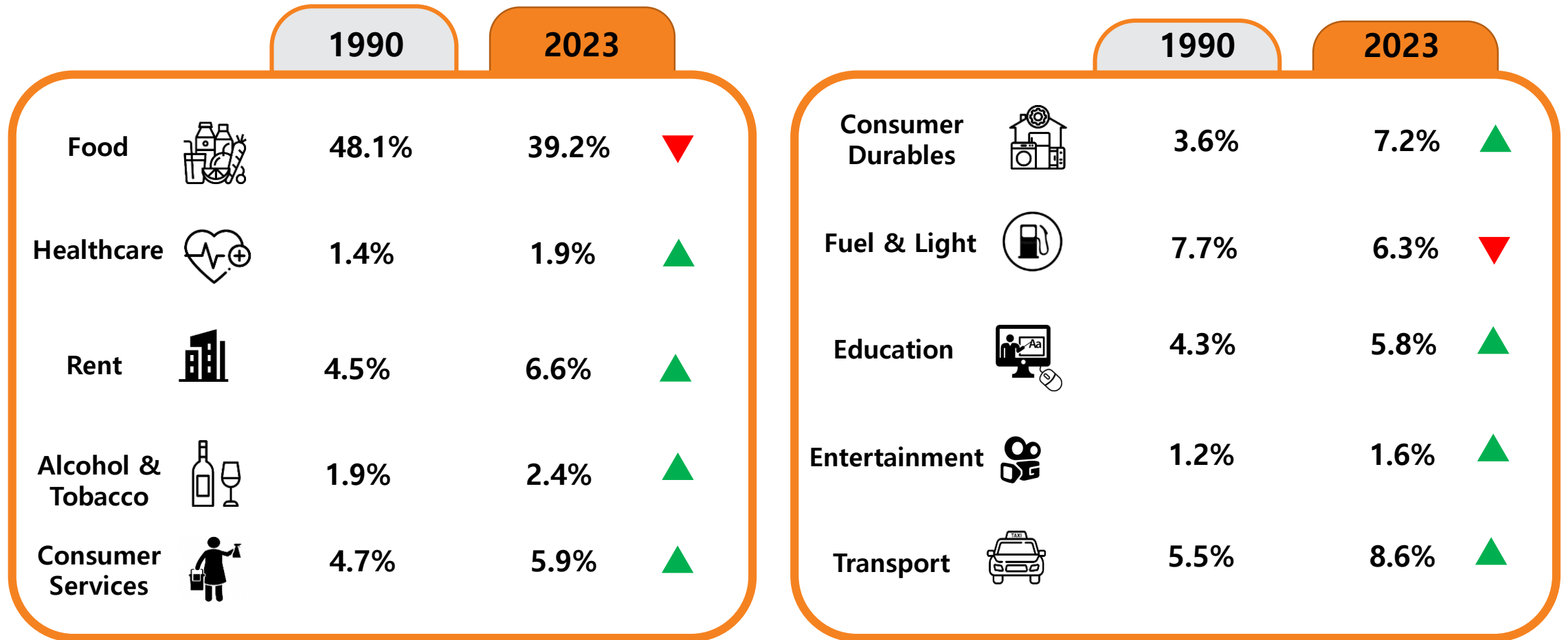
>\$2000 per capita has been the inflection point for discretionary consumption in other EMs

As per capita income grows, share of discretionary consumption rises as basic consumption needs has already been met



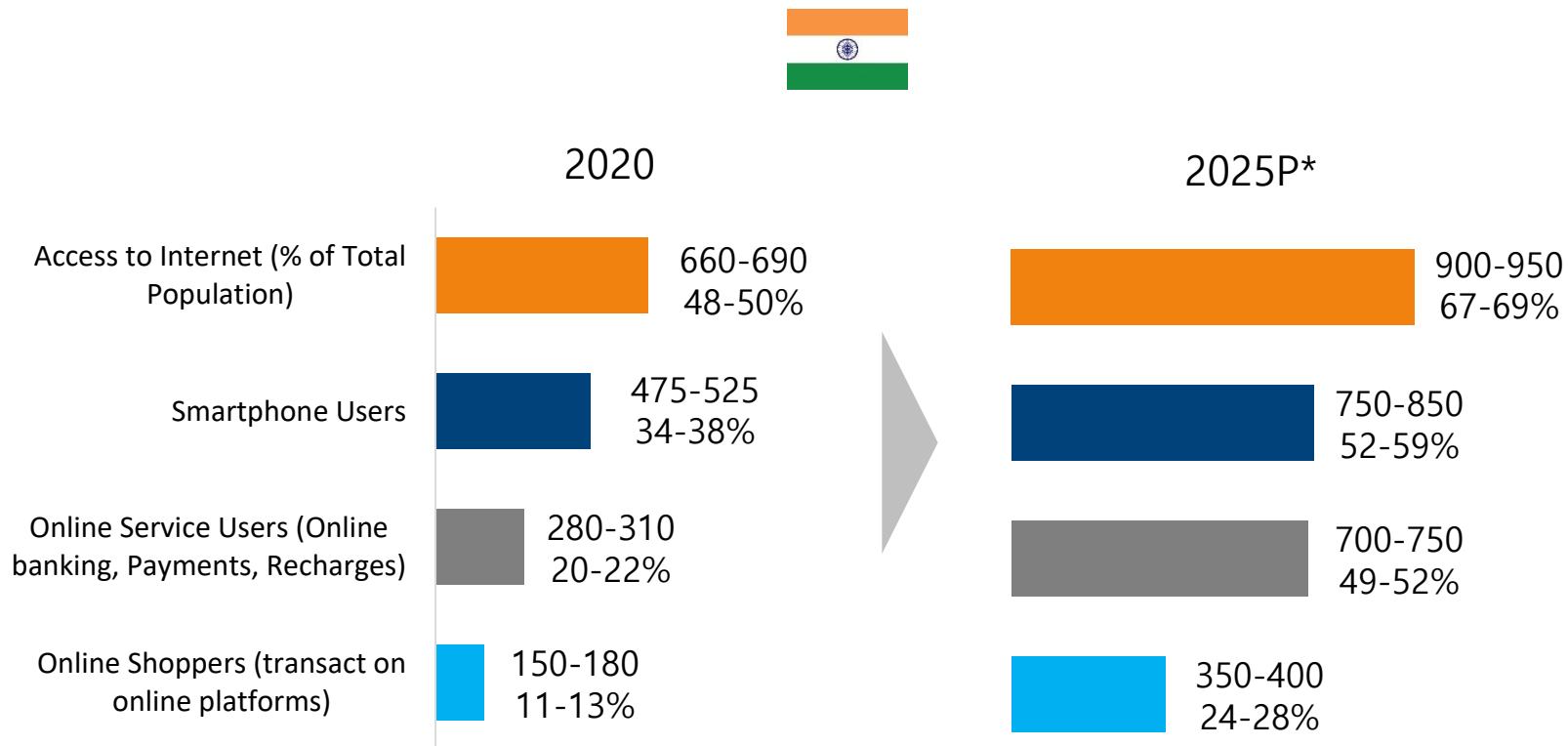
Discretionary consumption is at an inflection point as India surpassed \$2,000 per capita

More money is being spent on discretionary items to fulfill long-term aspirations

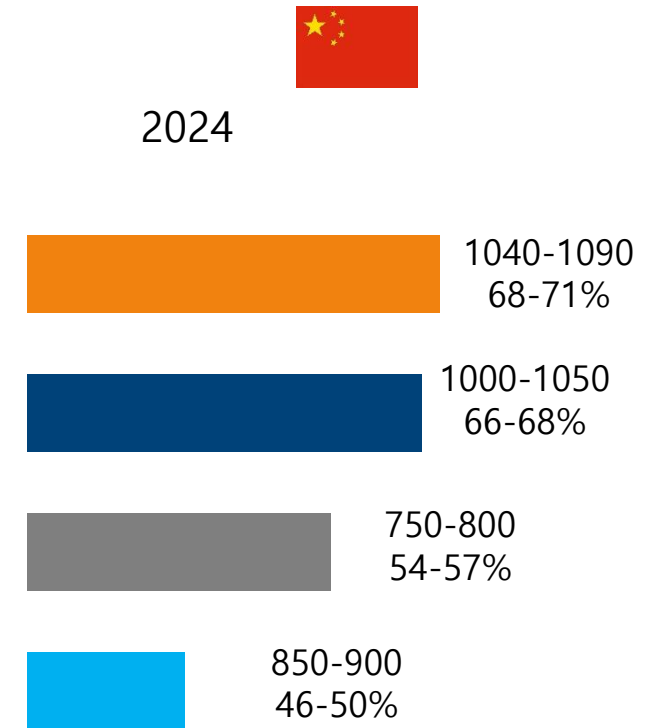


New Age: Digital penetration has been a key enabler

India Online consumer funnel
(Millions of population, % of population)



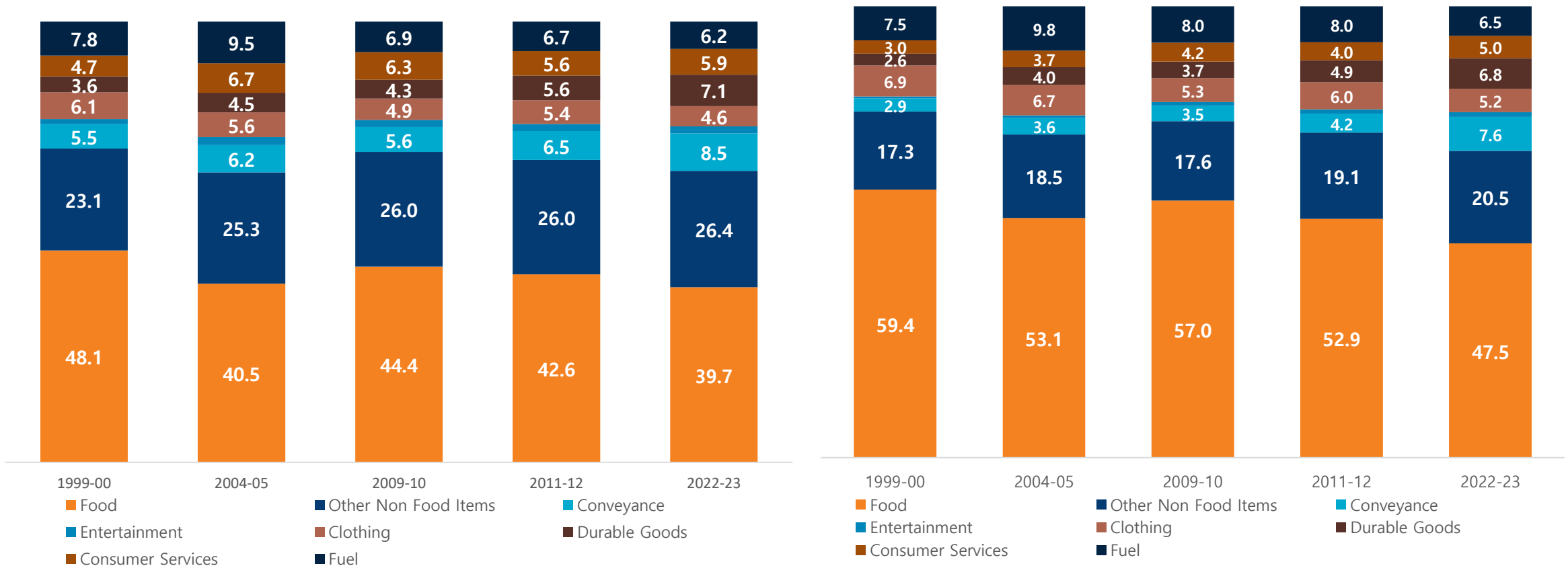
China Online consumer funnel
(Millions of population, % of population)



Consumption of discretionary items has increased in both rural and urban areas

% composition of MPCE ^ : Urban India

% composition of MPCE : Rural India



Source: Household Consumption Survey India Data as on March 31, 2023; Spark Capital Research, MPCE: MONTHLY PER CAPITA CONSUMPTION EXPENDITURE Data mentioned above is for Financial Year.

Investment Universe of Consumption Theme: New Opportunities Emerging

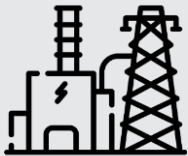
Other Consumption Segments



Staples



Paints



Utility



Healthcare



Tobacco



Realty Materials

New Age Consumption Universe



E-Commerce



Fintech



Travel



Online Food
Delivery



Wealth
Management



Digital
Entertainment



Luxury Goods

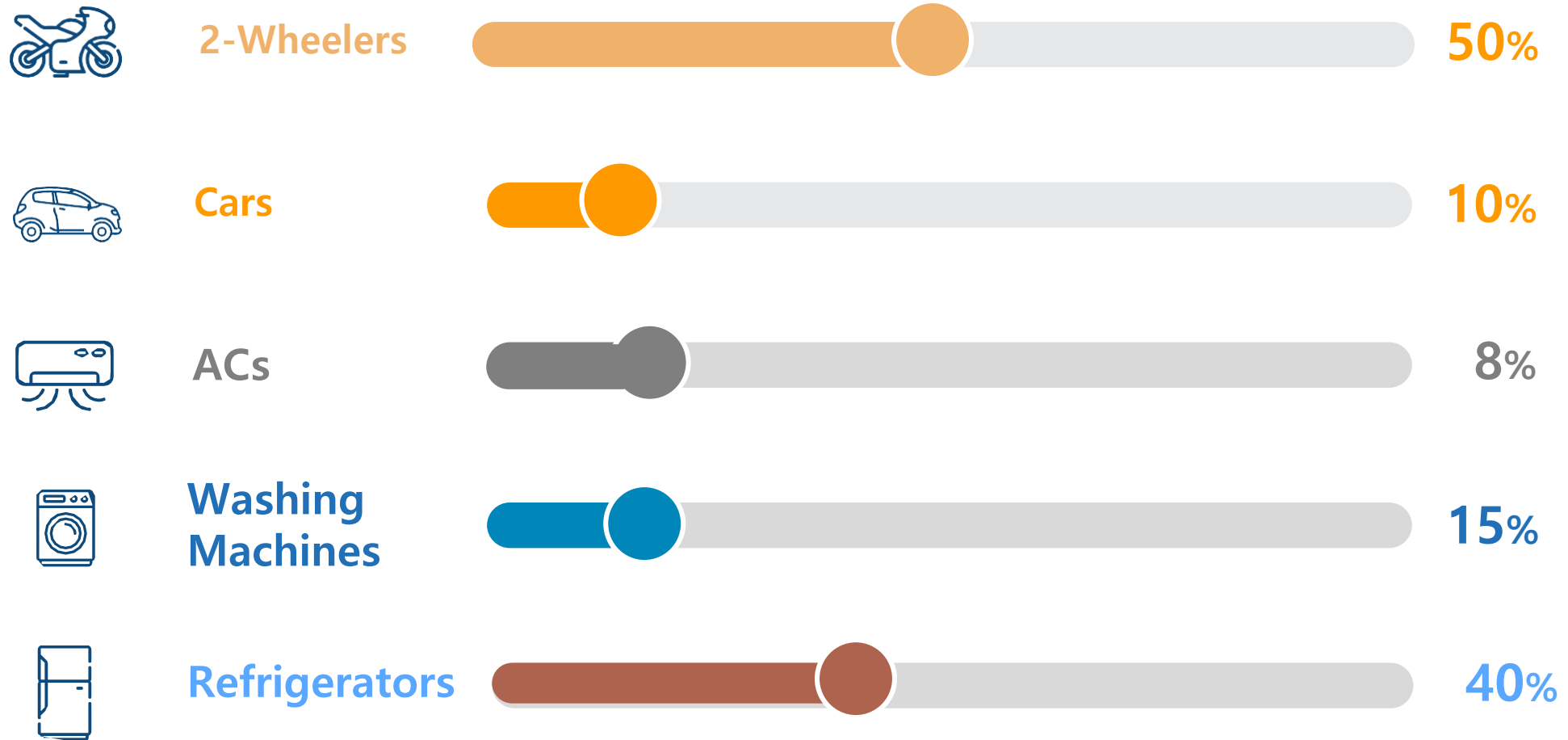


Fashion



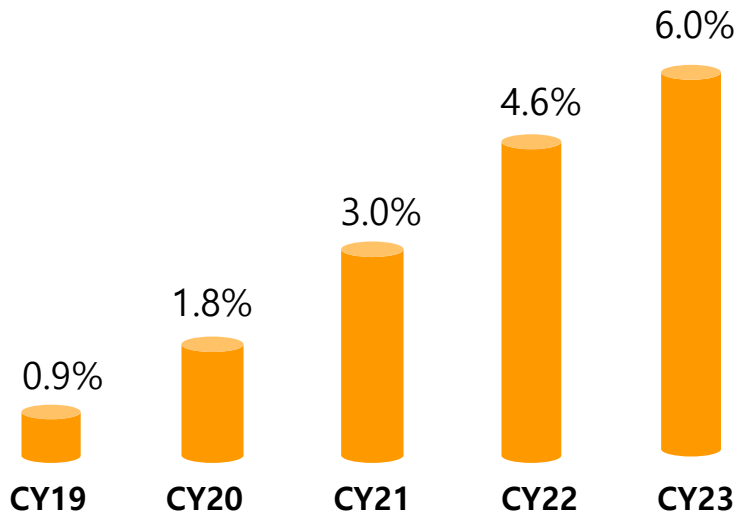
Ed-Tech

Penetration of consumer discretionary products still remains low across key consumer segments

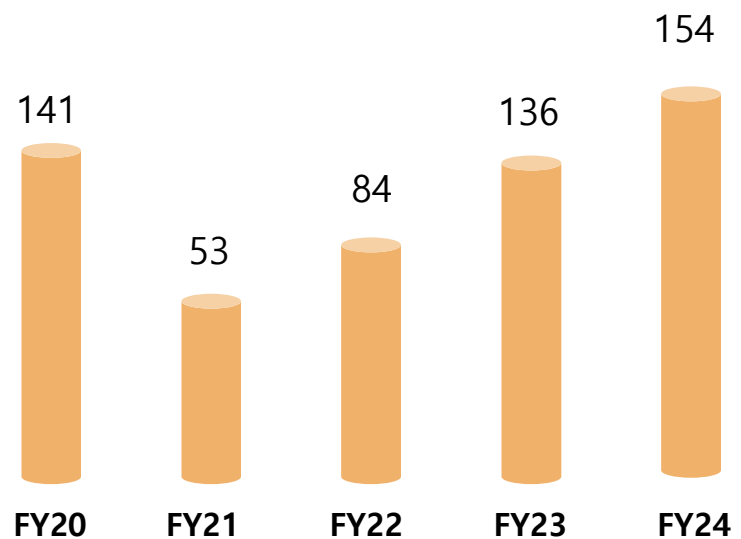


Premiumization on the rise!

Market share of a premium phone brand (in %)

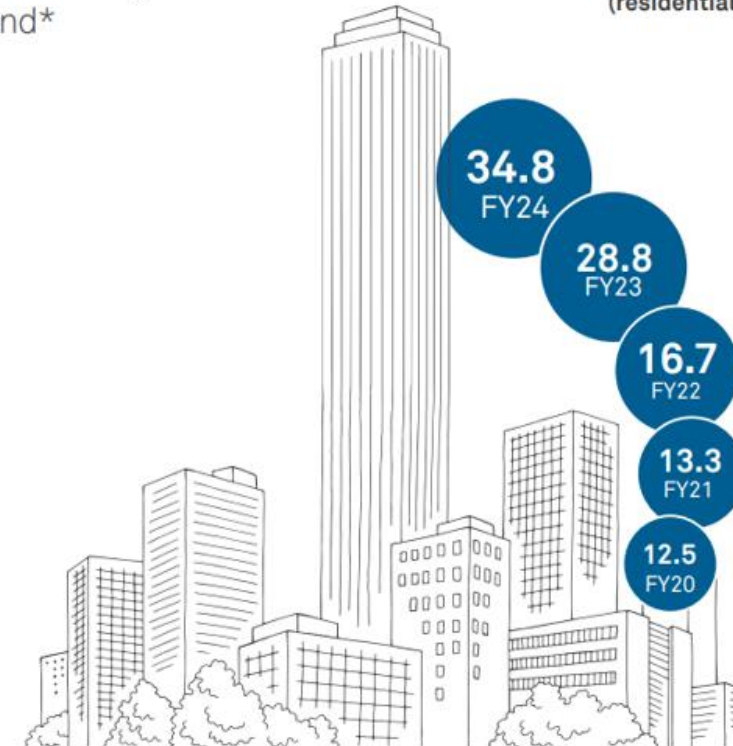


Domestic air passenger traffic (in Million)



Robust housing demand*

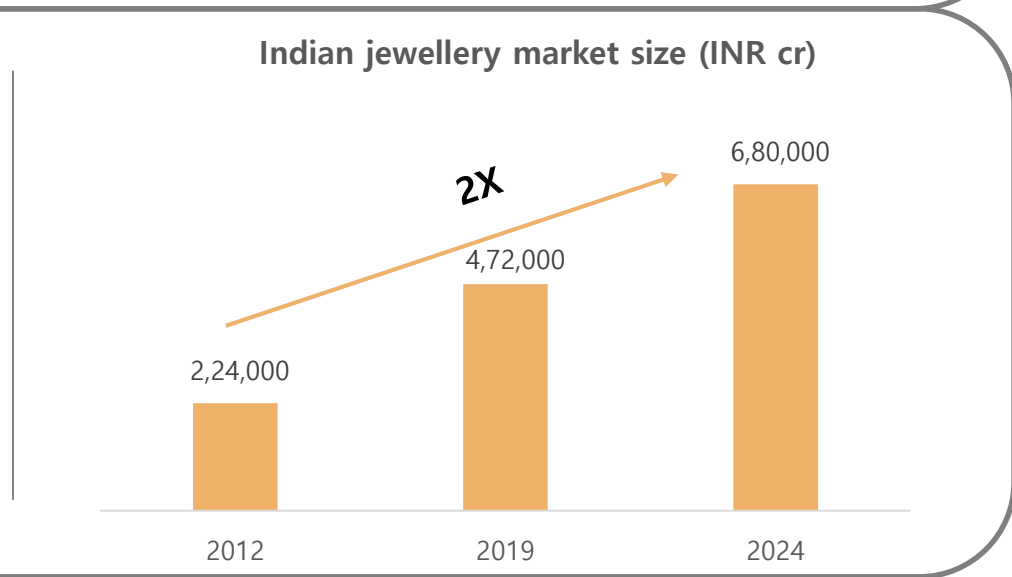
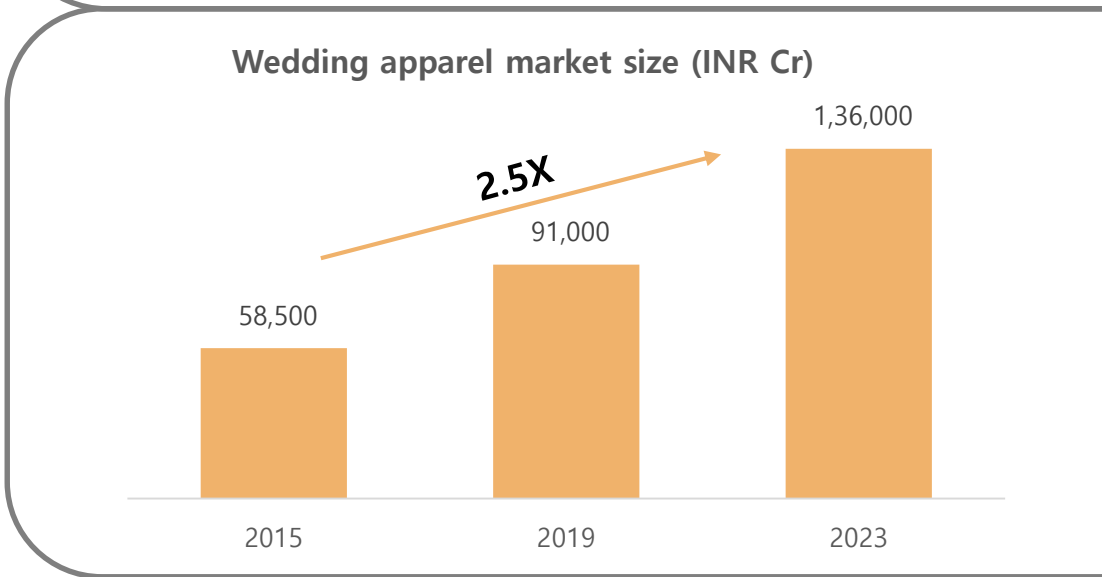
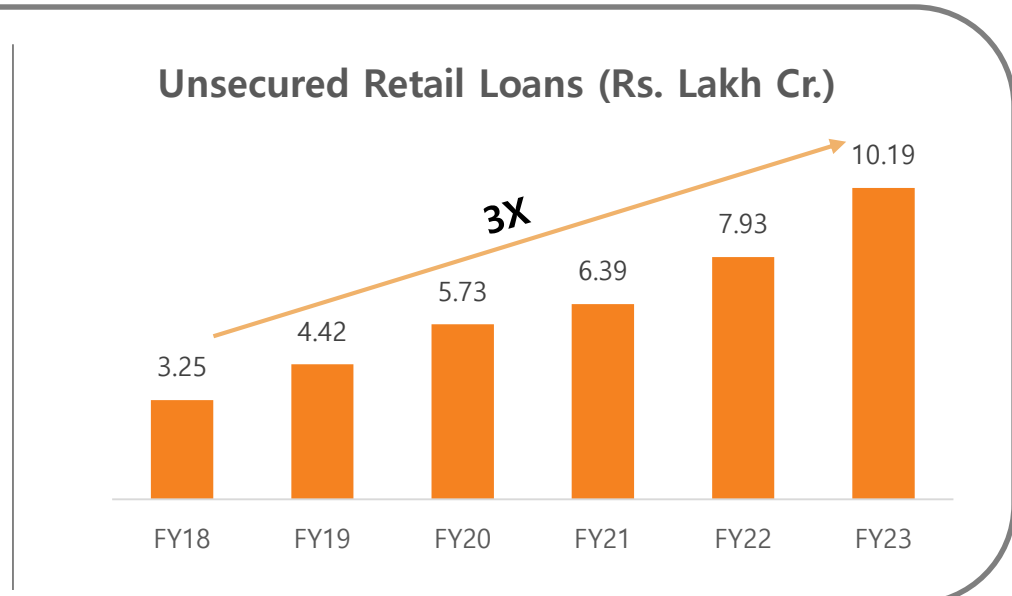
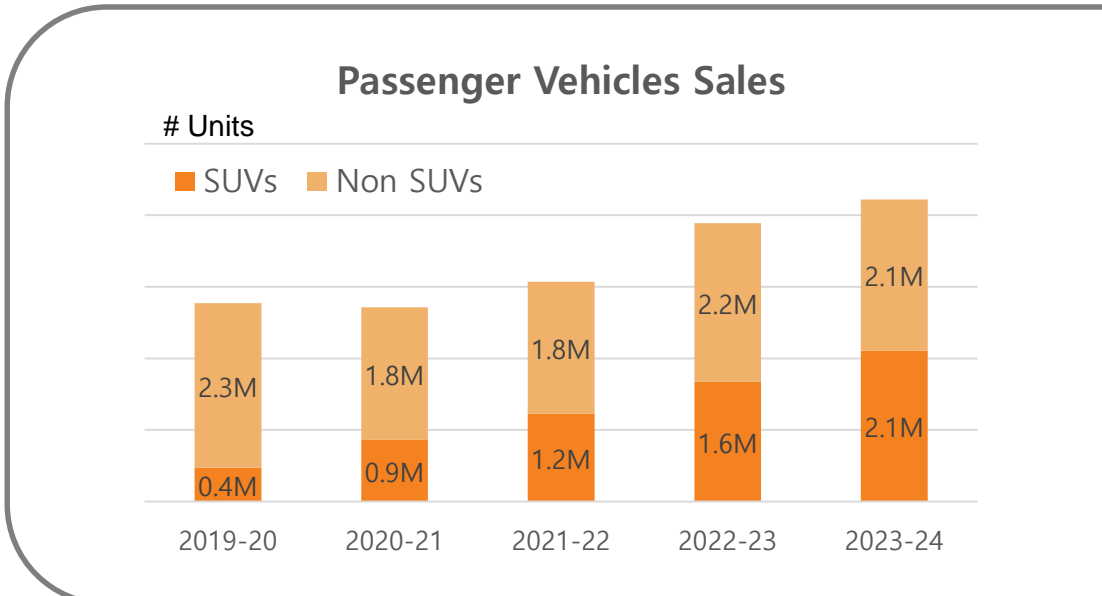
Sales booked during H1 (residential, million square feet)



Trend of premiumization is evident across a diverse range of sectors in India

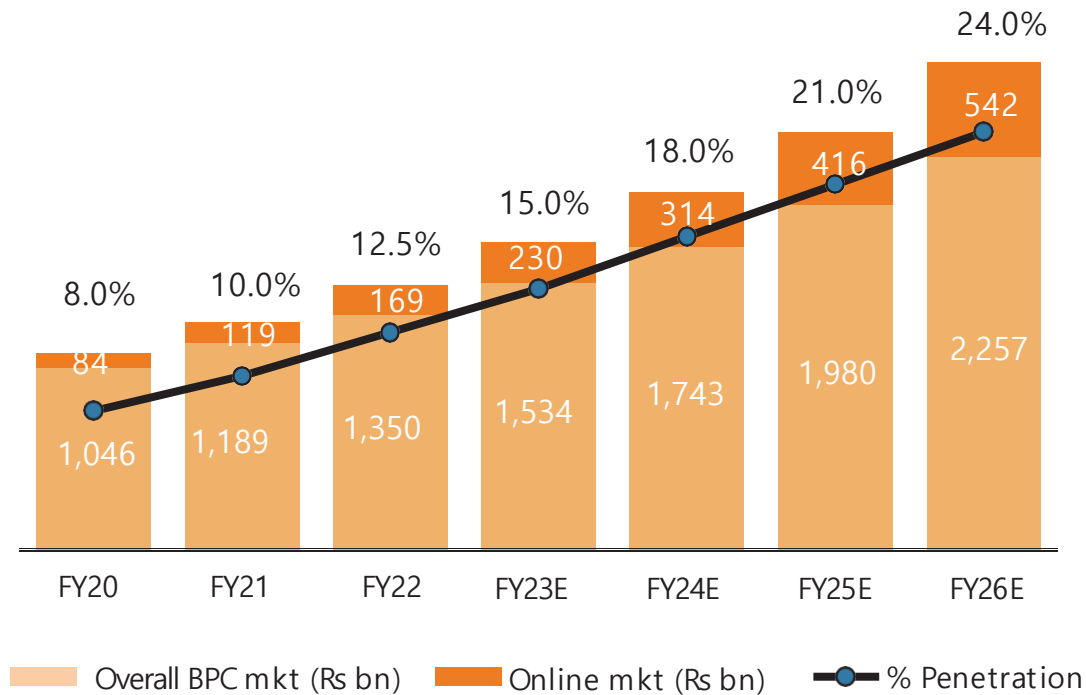
Source: CRISIL Growth Momentum Report 2024; * represents top 11 developers of India; IDC, UBS, Knight Frank, CEIC, Nuvama research, Matrix Partners. Data as per latest available as on June 2024; H12024: Apr 1, 2024 to Sep 30, 2024
FY24:: Apr 1, 2023 to March 31, 2024; CY23: Jan 1, 2023 to Dec 31, 2023.

Discretionary spending on the rise!

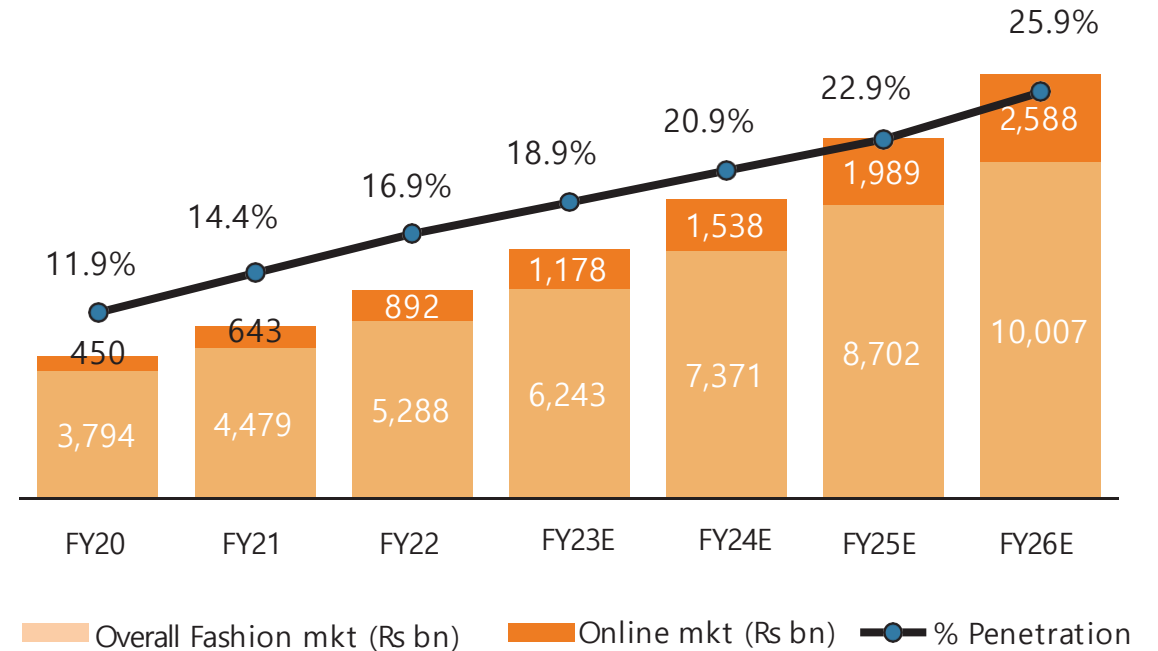


Fashion and Personal Care consumption is increasing

Beauty & Personal Care (*BPC) Market



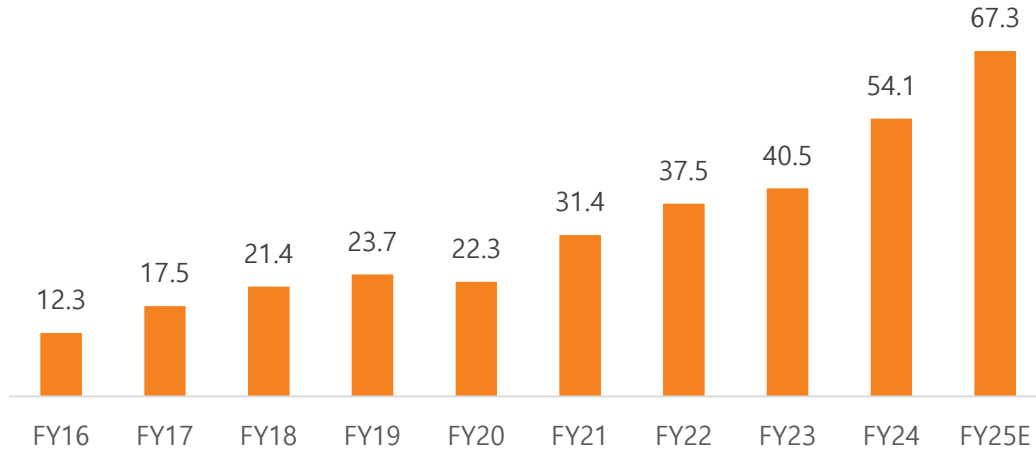
Apparel Market



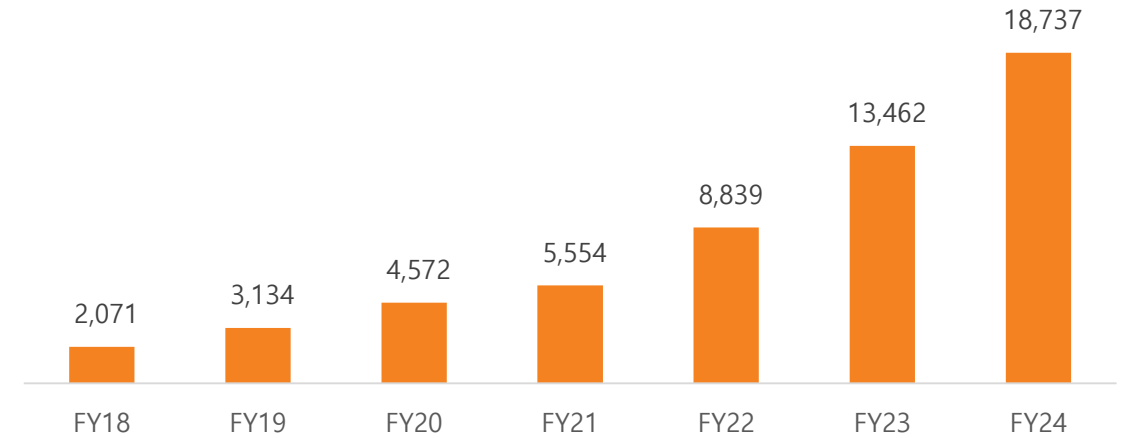
Source: Redseer, BofA Global Research estimates, Data as on 1 Sep 2023 E: Estimated

Digital Payments & Wealth Management Industry on the rise in India!

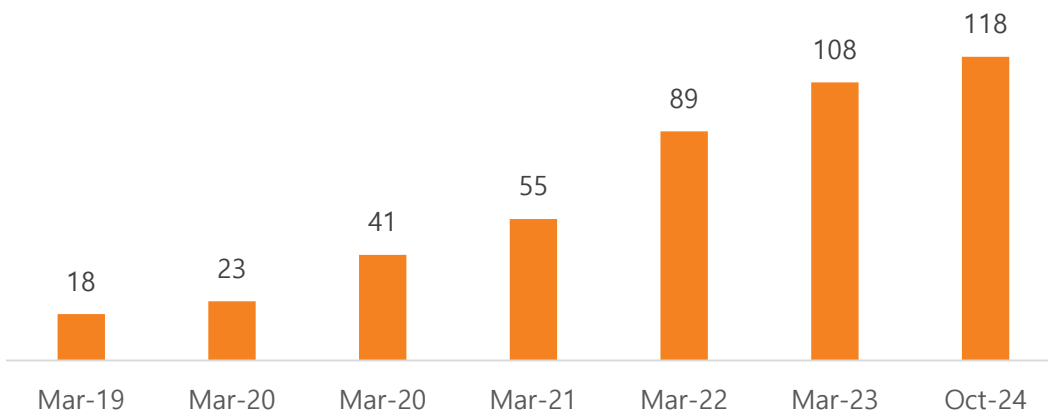
Mutual Fund AUM Growth (In ₹ Lakh Cr.)



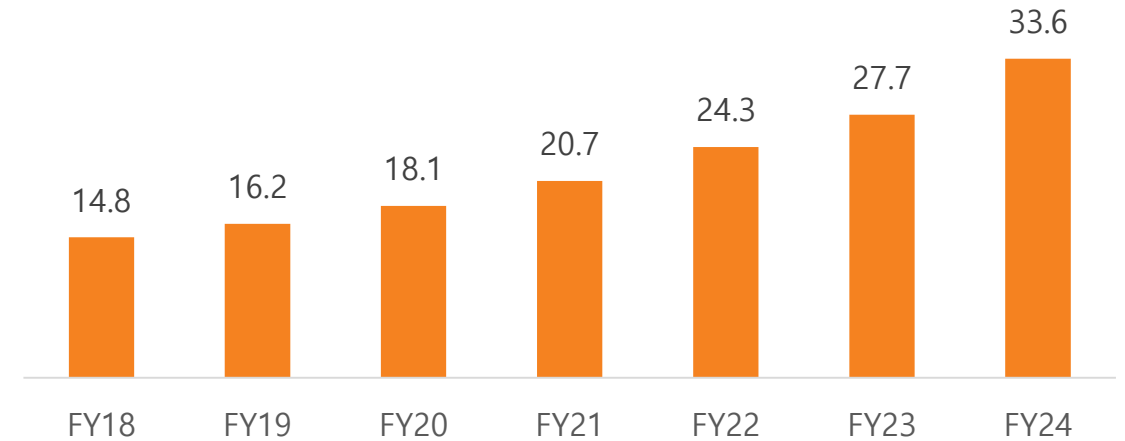
Volume of UPI Transactions (in Crs.)



DEMAT Accounts (# Cr.)



PMS AUM (in Rs. Lakh Cr.)



Nifty India New Age Consumption Index

Nifty India New Age Consumption Index: Index Methodology

The Nifty India New Age Consumption Index comprises of 75 stocks representing new age consumption theme from large-cap, mid-caps and small-caps segments.

About the Index:

- The new age consumption theme captures companies that cater to the discretionary and aspirational spending of the Indian consumers.
- It also provide insights into the evolving preferences that define modern consumer behavior in a rapidly changing market by focusing on sectors such as Consumer Services, E-Commerce, Automobile, Consumer Durables, Realty etc.

Index Methodology:

- Stocks belonging to eligible industries (next slide) & forming part of Nifty 500 index are considered eligible for selection.
- Largest stock from each basic industry is selected to become part of the portfolio. Balance stocks are selected on the basis of Free Float Market Cap from the eligible universe. The index comprises of 75 stocks.
- Sector weights are capped at 25%. Stock weights are capped at 5% based on free float market capitalization
- The Index is reconstituted semi-annually and rebalanced quarterly

Nifty India New Age Consumption Index: Eligible Industries

S. No	Basic Industry	S. No	Basic Industry
1	2/3 Wheelers	22	Houseware
2	Airline	23	Internet & Catalogue Retail
3	Amusement Parks/ Other Recreation	24	Leather and Leather Products
4	Asset Management Company	25	Leisure Products
5	Auto Dealer	26	Media & Entertainment
6	Consumer Electronics	27	Other Textile Products
7	Cycles	28	Passenger Cars & Utility Vehicles
8	Digital Entertainment	29	Pharmacy Retail
9	Diversified Retail	30	Plastic Products - Consumer
10	Education	31	Print Media
11	E-Learning	32	Printing & Publication
12	Electronic Media	33	Residential, Commercial Projects
13	E-Retail/ E-Commerce	34	Restaurants
14	Film Production, Distribution & Exhibition	35	Specialty Retail
15	Financial Technology (Fintech)	36	Stockbroking & Allied
16	Footwear	37	Telecom - Cellular & Fixed line services
17	Furniture, Home Furnishing	38	Tour, Travel Related Services
18	Garments & Apparels	39	TV Broadcasting & Software Production
19	Gems, Jewellery And Watches	40	Web based media and service
20	Hotels & Resorts	41	Wellness
21	Household Appliances		

Nifty India New Age Consumption Index: Portfolio

S.No.	Particular	Weight(%)
A	Consumer Services	25.42
1	ZOMATO	5.50
2	TRENT	4.74
3	INDIAN HOTELS CO.	3.16
4	INFO EDGE (INDIA)	2.92
5	AVENUE SUPERMARTS	2.49
6	IRCTC	1.12
7	JUBILANT FOODWORKS	1.12
8	FSN E-COMMERCE VENTURES	1.06
9	ADITYA BIRLA FASHION	0.57
10	VEDANT FASHIONS	0.40
11	EIH	0.37
12	INDIAMART INTERMESH	0.32
13	SAPPHIRE FOODS INDIA	0.32
14	DEVYANI INTERNATIONAL	0.30
15	LEMON TREE HOTELS	0.29
16	CHALET HOTELS	0.29
17	WESTLIFE FOODWORLD	0.23
18	BLS INTERNATIONAL SERVICES	0.21
B	Automobile & Auto Components	22.70
19	MAHINDRA & MAHINDRA	5.09
20	MARUTI SUZUKI INDIA	4.49
21	TATA MOTORS	4.33
22	BAJAJ AUTO	3.02
23	EICHER MOTORS	2.00
24	HERO MOTOCORP	1.86
25	TVS MOTOR COMPANY	1.72
26	OLECTRA GREENTECH	0.20

S.No.	Particular	Weight(%)
C	Consumer Durables	16.93
27	TITAN COMPANY	4.65
28	DIXON TECHNOLOGIES	2.74
29	HAVELLS INDIA	2.00
30	VOLTAS	1.74
31	CROMPTON GREAVES	1.21
32	BLUE STAR	1.10
33	KALYAN JEWELLERS INDIA	1.04
34	WHIRLPOOL OF INDIA	0.53
35	AMBER ENTERPRISES INDIA	0.53
36	BATA INDIA	0.41
37	V-GUARD INDUSTRIES	0.35
38	METRO BRANDS	0.18
39	V.I.P. INDUSTRIES	0.16
40	CELLO WORLD	0.16
41	RAJESH EXPORTS	0.15
D	Realty	11.17
42	DLF	2.42
43	MACROTECH DEVELOPERS	1.60
44	GODREJ PROPERTIES	1.47
45	PHOENIX MILLS	1.42
46	PRESTIGE ESTATES PROJECTS	1.28
47	OBEROI REALTY	1.08
48	BRIGADE ENTERPRISES	0.79
49	ANANT RAJ	0.41
50	SOBHA	0.27
51	RAYMOND	0.25
52	MAHINDRA LIFESPACES	0.17

S.No.	Particular	Weight(%)
E	Financial Services	9.36
53	PB FINTECH	2.75
54	HDFC AMC	1.95
55	PAYTM	1.40
56	ANGEL ONE	0.77
57	360 ONE WAM	0.76
58	MOTILAL OSWAL	0.62
59	NIPPON AMC	0.54
60	ICICI SECURITIES	0.33
61	UTI AMC	0.24
F	Telecommunication	7.16
62	BHARTI AIRTEL	5.13
63	TATA COMMUNICATIONS	0.95
64	VODAFONE IDEA	0.90
65	TATA TELESERVICES	0.18
G	Services	3.48
66	INTERGLOBE AVIATION	3.48
H	Textiles	2.26
67	PAGE INDUSTRIES	1.26
68	K.P.R. MILL	0.40
69	VARDHMAN TEXTILES	0.22
70	WELSPUN LIVING	0.19
71	TRIDENT	0.19
I	Media & Entertainment	1.52
72	ZEE ENTERTAINMENT	0.55
73	PVR INOX	0.50
74	SUN TV NETWORK	0.30
75	SAREGAMA INDIA LTD	0.18

Nifty India New Age Consumption Index: Performance

Period	Nifty India New Age Consumption Index	Nifty India Consumption Index	Nifty 50 Index	Nifty 500 Index
10 Years	13.6%	14.1%	12.2%	13.9%
7 Years	12.8%	14.4%	14.4%	15.1%
5 Years	22.9%	19.4%	16.2%	19.5%
3 Years	22.9%	19.0%	13.8%	16.9%
1 Year	42.3%	28.6%	21.3%	27.3%
YTD 2024	34.7%	20.7%	12.4%	17.9%
3 Months	-4.2%	-5.1%	-4.2%	-4.3%
1 Month	2.5%	-0.2%	-0.3%	0.1%

Calendar Year	Nifty India New Age Consumption Index	Nifty India Consumption Index	Nifty 50 Index	Nifty 500 Index
2023	41.1%	28.0%	21.3%	26.9%
2022	-4.3%	8.5%	5.7%	4.2%
2021	35.9%	20.8%	25.6%	31.6%
2020	12.8%	20.5%	16.1%	17.9%
2019	-0.1%	0.6%	13.5%	9.0%
2018	-22.2%	-1.1%	4.6%	-2.1%
2017	63.3%	46.7%	30.3%	37.7%
2016	-4.1%	-1.3%	4.4%	5.1%
2015	8.3%	9.0%	-3.0%	0.2%
2014	40.9%	31.5%	32.9%	39.3%
2013	-2.5%	10.8%	8.1%	4.8%

Source: NSE Indices Limited, data as on Nov 29, 2024; The data shown above pertains to the index and does not in manner indicate performance of any scheme of the Fund. Request you to consult your financial advisor or distributor before making investment. Past performance may or may not be sustained in future.

Nifty India New Age Consumption Index v/s Consumption Peers

Parameter	Nifty India New Age Consumption Index	Nifty India Consumption Index	Actively Managed Consumption Funds
Universe	Nifty 500 Stocks	Nifty 500 Stocks	Entire Market
Number of Stock	75	30	Variable
Presence of Food Item Sector	No	Yes	Yes
Stock Cap	5%	10%	10%
Sector Cap	25%	NA	NA
Highest Weighted Sector	Consumer Services (25.4%)	FMCG (30.1%)	FMCG (29.4%)
Focus	Discretionary (B2C)	FMCG + Discretionary (B2C & B2B*)	Not defined
Exposure to Large Cap	58.6%	94.3%	56.4%
Exposure to Mid Cap	27.3%	5.7%	14.5%
Exposure to Small Cap	14.1%	-	22.7%

Source: NSE Indices; ACE MF; Data as on Nov 29, 2024. The sector(s)/stock(s)/issuer(s) mentioned in this presentation do not constitute any research report/recommendation of the same and the Fund may or may not have any future position in these sector(s)/stock(s)/issuer(s). The industry classification is as per AMFI categorization. Please refer https://www.niftyindices.com/Methodology/Method_NIFTY_Equity_Indices.pdf for detailed methodology.

B2B: Business to Business and B2C: Business to Consumer Classification as per AMFI categorization Large Cap: Top 100 Stocks; Midcap : 101st – 250th companies and small cap 251st onwards;

Classification as per SEBI categorization : Actively Managed Consumption Funds: Thematic Consumption funds invest at least 80% investment in stocks of a consumption theme; For active funds , that data is latest available as on October 31, 2024.

Nifty India New Age Consumption Index v/s Nifty India Consumption Index

Industry	Nifty India New Age Consumption Index	Nifty India Consumption Index
Automobiles - PV & CVs	14.1	12.9
Residential & Comm. Projects	11.2	1.7
2/3 Wheelers	8.6	9.0
Telecom - Cellular & Fixed	7.2	10.4
E-Retail/ E-Commerce	6.6	5.5
Gems Jewellery & Watches	5.8	4.2
Speciality Retail	5.7	4.8
Household Appliances	5.5	X
Consumer Electronics	4.7	1.4
Financial Technology	4.2	X
Hotels & Resorts	4.1	2.2
Airline	3.5	2.4
Internet Catalogue Retail	3.2	2.0
Asset Management Cos.	2.7	X
Diversified Retail	2.5	1.7
Stockbroking & Allied	2.5	X
Restaurants	2.0	X
Tour Travel Services	1.3	X

Industry	Nifty India New Age Consumption Index	Nifty India Consumption Index
Garments & Apparels	1.3	X
Other Textile Products	1.0	X
TV Broadcasting	0.8	X
Footwear	0.6	X
Film Production	0.5	X
Media & Entertainment	0.2	X
Plastic Products	0.2	X
Houseware	0.2	X
Personal Care	X	2.7
Tea & Coffee	X	2.0
Paints	X	3.5
Other Beverages	X	2.4
Breweries & Distilleries	X	1.4
Diversified FMCG	X	17.4
Hospital	X	4.5
Packaged Foods	X	4.4
Power Utilities	X	3.7

Why Mirae Asset New Age Consumption ETF and Fund of Fund?

- India is currently 5th largest economy in the world and is expected to be the 3rd largest economy in the world by Financial Year 2030-2031. Consumption is expected to play a pivotal role in the same. (Slide 2)
- India has one of the best demographic dividend with median age of 29yrs and 2/3rd of population under the age of 35. Middle class comprises ~20% of total Households in India and this is expected to double to >40% over the next decade (Slide 9)
- India has recently surpassed \$2,000 per capita which has been an inflection point for acceleration in discretionary demand as the basic needs are already met. (Slide 3)
- With rise of social media and growing influence of technology, aspirational Indians are now spending more, moving their consumption from unorganized to organized markets, favoring premium categories and often relying on credit.
- Nifty India New Age Consumption Index is designed to represent industries/sector that can be potentially aligned with rise in trend of spending more on discretionary items.
- The index aims to captures companies that cater to the discretionary and aspirational spending of Indian consumers.

Scheme Details

Particulars	Mirae Asset Nifty India New Age Consumption ETF	Mirae Asset Nifty India New Age Consumption ETF Fund of Fund
NFO Period	Dec 12, 2024 to Dec 20, 2024	Dec 12, 2024 to Dec 26, 2024
Type of Scheme	An open-ended scheme replicating/tracking Nifty India New Age Consumption Total Return Index	An open-ended fund of fund scheme investing in units of Mirae Asset Nifty India New Age Consumption ETF
Benchmark	Nifty India New Age Consumption Total Return Index	Nifty India New Age Consumption Total Return Index
Scheme re-opens for continuous Sale and Repurchase	Dec 27, 2024	Jan 3, 2025
Fund Manager	Miss. Ekta Gala & Mr. Akshay Udeshi	Miss. Ekta Gala & Mr. Akshay Udeshi
Minimum Investment during NFO	Miss. Ekta Gala & Mr. Akshay Udeshi	Rs. 5000/- and in multiples of Re. 1/- thereafter.
Systematic Investment Plan Amount	Rs. 5000/- and in multiples of Re. 1/- thereafter.	Rs 99/- and above
Exit Load	Nil	If redeemed within 15 days from the date of allotment: 0.05% If redeemed from 15 days from the date of allotment: NIL

Disclaimers

NSE Indices Ltd Disclaimer: NSE INDICES LIMITED do not guarantee the accuracy and/or the completeness of Nifty India New Age Consumption Index or any data included therein and NSE INDICES LIMITED shall have not have any responsibility or liability for any errors, omissions, or interruptions therein NSE INDICES LIMITED does not make any warranty, express or implied, as to results to be obtained by the Issuer, owners of the product(s), or any other person or entity from the use of Nifty India New Age Consumption Index or any data included therein NSE INDICES LIMITED makes no express or implied warranties, and expressly disclaims all warranties of merchantability or fitness for a particular purpose or use with respect to the index or any data included therein Without limiting any of the foregoing, NSE INDICES LIMITED expressly disclaim any and all liability for any claims, damages or losses arising out of or related to the Products, including any and all direct, special, punitive, indirect, or consequential damages (including lost profits), even if notified of the possibility of such damages

BSE/NSE Disclaimer: Every person who desires to apply for or otherwise acquires any unit of this Fund may do so pursuant to independent inquiry, investigation and analysis and shall not have any claim against the Exchange whatsoever by reason of any loss which may be suffered by such person consequent to or in connection with such subscription/ acquisition whether by reason of anything stated or omitted to be stated herein or any other reason whatsoever

Statutory Details: Trustee: Mirae Asset Trustee Company Private Limited; Investment Manager: Mirae Asset Investment Managers (India) Private Limited (AMC); Sponsor: Mirae Asset Global Investments Company Limited.

The information contained in this document is compiled from third party and publically available sources and is included for general information purposes only. There can be no assurance and guarantee on the yields. Views expressed by the Fund Manager cannot be construed to be a decision to invest. The statements contained herein are based on current views and involve known and unknown risks and uncertainties. Whilst Mirae Asset Investment Managers (India) Private Limited (the AMC) shall have no responsibility/liability whatsoever for the accuracy or any use or reliance thereof of such information. The AMC, its associate or sponsors or group companies, its Directors or employees accepts no liability for any loss or damage of any kind resulting out of the use of this document. The recipient(s) before acting on any information herein should make his/her/their own investigation and seek appropriate professional advice and shall alone be fully responsible / liable for any decision taken on the basis of information contained herein. Any reliance on the accuracy or use of such information shall be done only after consultation to the financial consultant to understand the specific legal, tax or financial implications.

Mutual fund investments are subject to market risks, read all scheme related documents carefully.

For further information about other schemes (product labelling and performance of the fund) please visit the website of the AMC: www.miraeassetmf.co.in

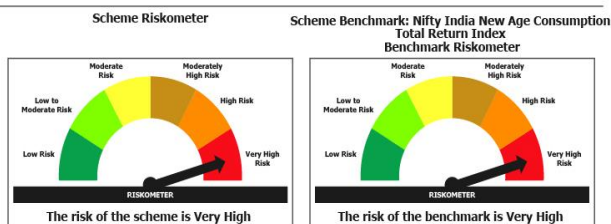
Please consult your financial advisor or mutual fund distributor before investing

PRODUCT LABELLING

Mirae Asset Nifty India New Age Consumption ETF is suitable for investors who are seeking*

- Returns that are commensurate with the performance of Nifty India New Age Consumption Total Return Index, subject to tracking error.
- Investment in securities constituting in Nifty India New Age Consumption Total Return Index.

*Investors should consult their financial advisors if they are not clear about the suitability of the product.

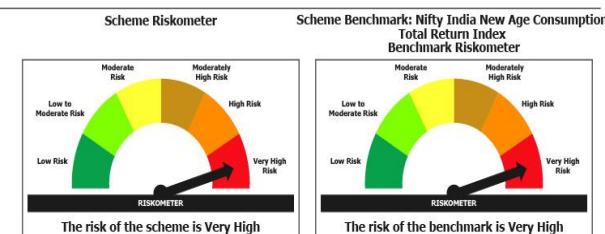


PRODUCT LABELLING

Mirae Asset Nifty India New Age Consumption ETF Fund of Fund is suitable for investors who are seeking*

- Investments predominantly in units of Mirae Asset Nifty India New Age Consumption ETF.
- To generate long-term capital appreciation/income

*Investors should consult their financial advisors if they are not clear about the suitability of the product.



The Product Labelling assigned during the NFO is based on internal assessment of the scheme characteristics or model portfolio and the same may vary post NFO when the actual investments are made.

THANK YOU

