

Instigo

**DIY – Client journey for
online account opening**

Open website www.elitewealth.in

elitewealth.in

EliteWealth
Make Your Money, Work For You

Products Finplan Portfolio Management Research Reports Platform Webinar Whats New Login Platform

BSE : 55 : -160.10 : -2.88% | Bajaj Finserv : 9608.00 : -341.35 : -3.43% | Bharti Airtel : 521.50 : -2.55 : -0.49% | Dr Reddys Labs : 4347.90 : -79.30 : -

NSE : to : 3662.00 : -84.40 : -2.25% | Bajaj Finance : 5399.00 : -158.85 : -2.86% | Bajaj Finserv : 9628.10 : -306.00 : -3.08% | Bharti Airtel : 520.75 : -

Login Platform Online Bidding Pledge/Depledge Mobile Apps Fund Transfer Online A/c Opening

OUR EXPERTISE DELIVERED ON YOUR TERMS

Choose a relationship that meets your needs

Don't be confused about choosing a broker or a financial planner.

Elite Wealth, is your one stop shop for your financial needs.

Whether you invest on your own or require guidance — we are present to help you.

Invest

Trade

Activate Windows
Go to Settings to activate Windows.
Message us
FinPlan

Click on online Account opening Button

elitewealth.in/online-account-opening/



[Products](#) [Finplan](#) [Portfolio Management](#) [Research Reports](#) [Platform](#) [Webinar](#) [Whats New](#) [Login Platform](#)

Online Account Opening

DIY for Opening of Online Demat and Trading Account

[Online Account Opening](#)

Important points to be noted for eKYC:

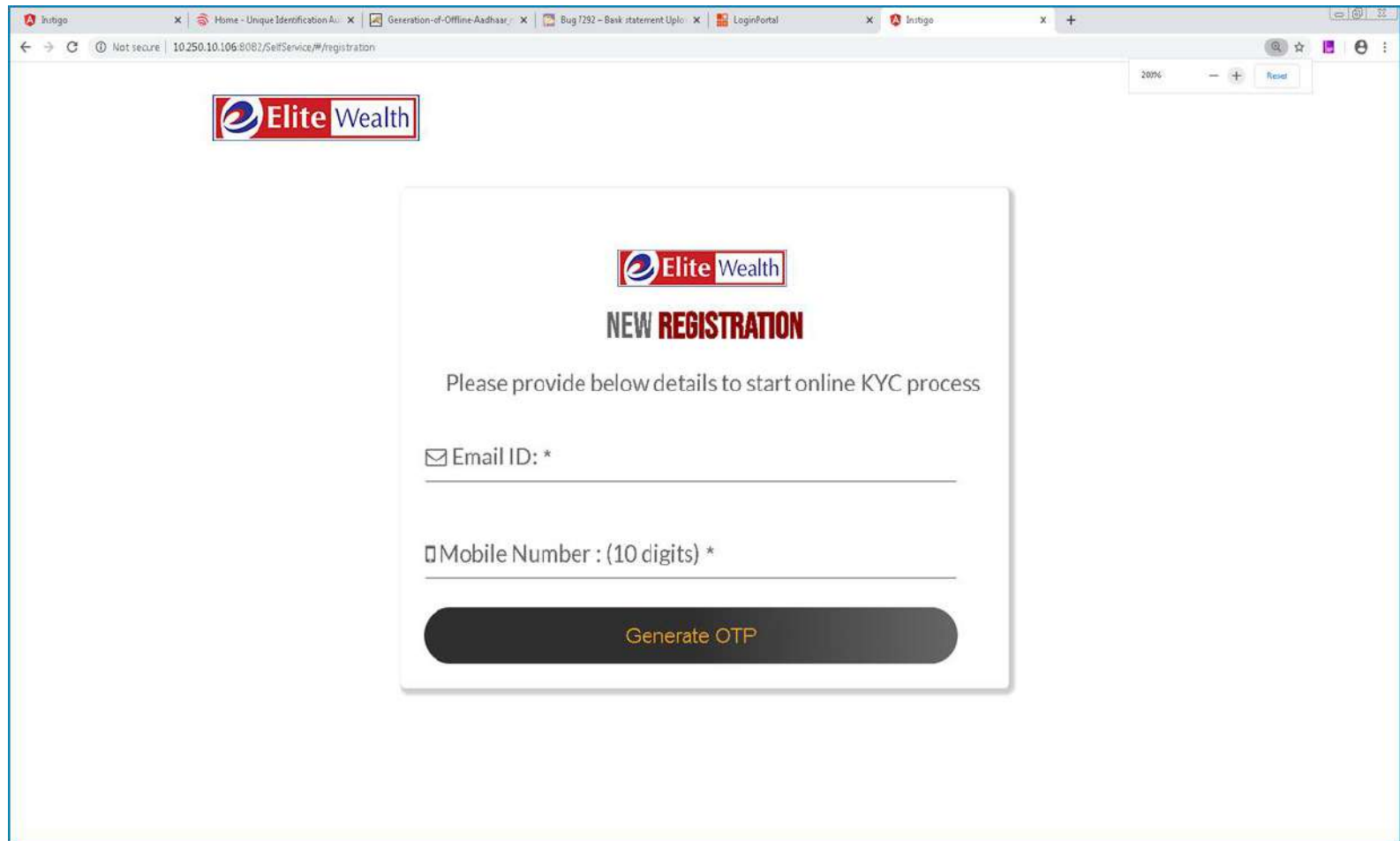
1. POA from any client is required to be obtained physically on the stamp paper itself and the client is required to send the same in hard copy. POA will be activated only once we receive the original signed Physical copy, so for smooth operations respective RM/ Dealer/ AP should get it from his/ her client on priority basis.
2. Proof (Nomination Form with ID Proof) for addition of Nominee is required to be sent by the client on email id accountopening1@elitestock.com.
3. The above documents are required to be sent from the designated email id of the client which the client has submitted at the time of filling the details in the online application for account opening.
4. The applicable Charges will be debited to the respective client ledger after opening of eKYC

Activate Windows
Go to Settings to activate Windows.

[Message us](#)



New Registration Page



The screenshot shows a web browser window with multiple tabs. The active tab is titled 'Inubgo' and the address bar shows '10.250.10.106:8082/SelfService/#/registration'. The page features the Elite Wealth logo at the top left. In the center, there is a registration form with the following elements:

- Elite Wealth logo
- NEW REGISTRATION**
- Please provide below details to start online KYC process
- Email ID: * (with an email icon)
- Mobile Number : (10 digits) * (with a mobile phone icon)
- Generate OTP button

Client needs to register with email id and mobile no on new registration page :



New Registration

Please provide below details to start online KYC process

Email ID*
KirtiPnsdl@gmail.com

Mobile Number*
9820952546

OTP is sent on mobile number: 9820952546

☆ OTP*

Sending OTP in 51 Secs

RM Code:

Franchise Code

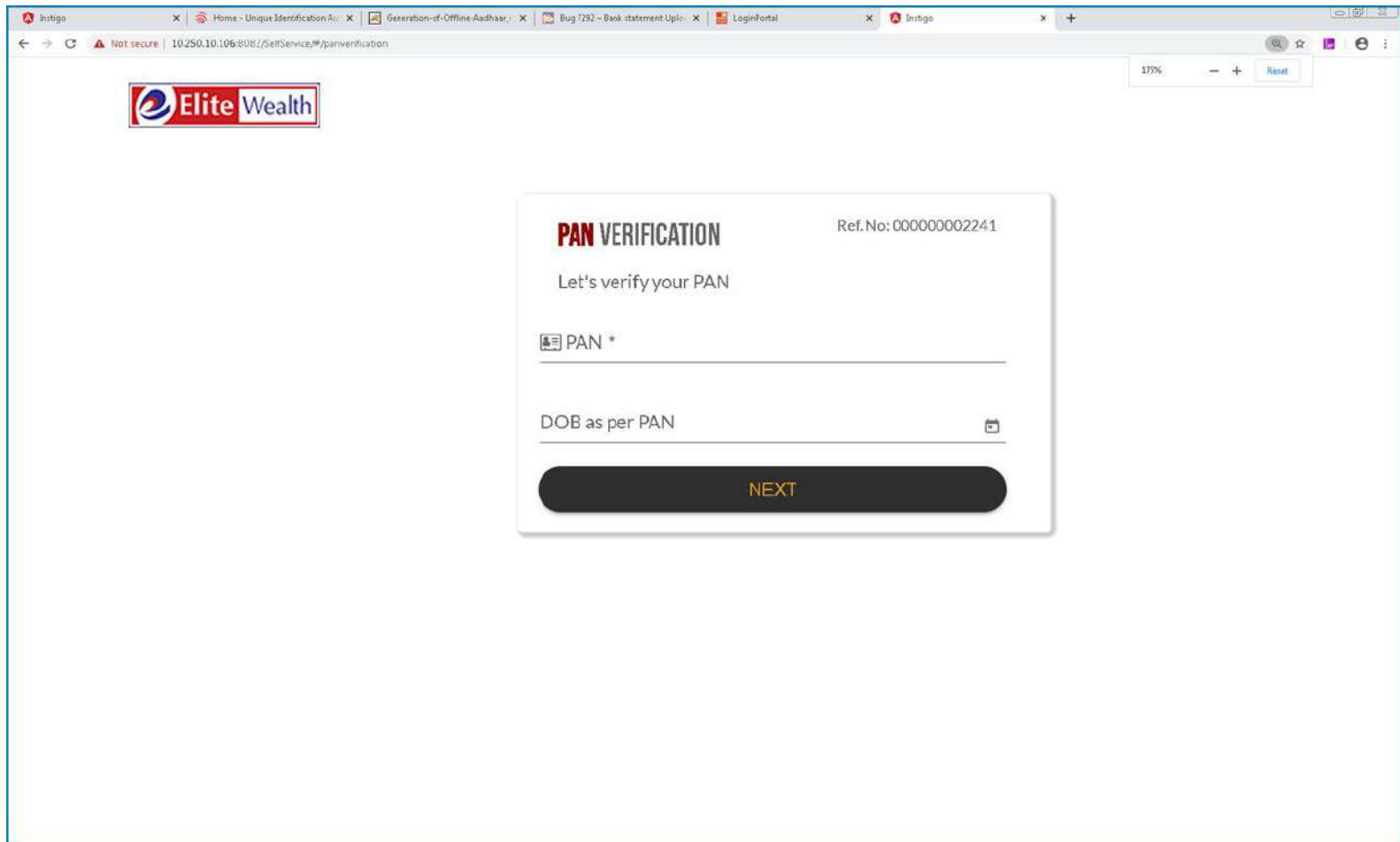
Branch Code

☐ I am desirous of having account- [Read More](#)

PROCEED

After successful verification of OTP client will move to PAN Verification page where we have integrated two services :

- 1) PAN verification with ITD**
- 2) KYC status for Mentioned PAN**



The screenshot shows a web browser window with the URL `10.250.10.106:8081/SelfService/#/panverification`. The page features the **Elite Wealth** logo in the top left corner. The main content area is a white box with a light gray border. At the top of this box, it says **PAN VERIFICATION** in bold black text, followed by "Let's verify your PAN" in a smaller font. To the right of the title, the reference number "Ref.No: 000000002241" is displayed. Below the text, there are two input fields: the first is labeled "PAN *" with a small icon to its left, and the second is labeled "DOB as per PAN" with a calendar icon to its right. At the bottom of the box is a large, dark gray button with the word **NEXT** in yellow capital letters. The browser's address bar shows the URL and a "Not secure" warning. The browser tabs include "Home - Unique Identification A...", "Generation-of-Offline Aadhaar...", "Bug 7292 - Bank statement Uplo...", and "LoginPortal".

PAN Verification

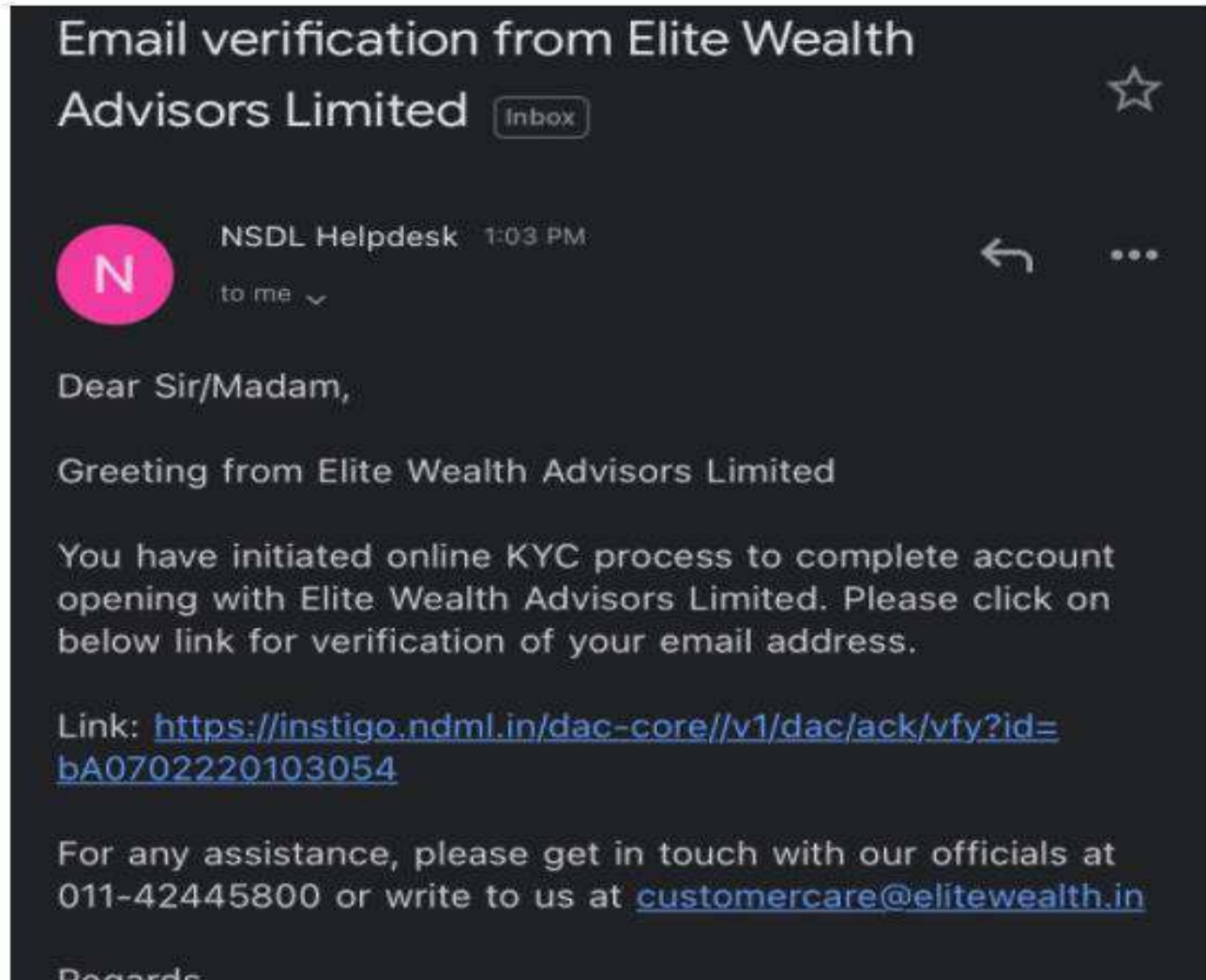
Let's verify your PAN

PAN is verified and Email Verification link is sent to your email id. Please check your mail and click on the verification link to verify email id.

OK

NEXT

Check your email & verify your email id



Please select plan

Life Time Charges

☐ Rs. 599


[- Tariff structure - DP](#)


[- Tariff structure - Stock broker](#)


PAY NOW


Mode of Payment screen with transaction details


surepay.nidm.in/surepay-webapp/surepay/ibank?token=xr5civ0p3ivw1z14yLUXGQWg%3D%3D


**NSDL** SurePay
Secure Payment Services

**Net Banking**
(Transaction Charges may apply)


**Debit Card**
(Transaction charges may apply)


**UPI**
(Transaction charges may apply)


**Wallet**
(Transaction charges may apply)


**Credit Card**
(Transaction charges may apply)


Payment Mode - Net Banking











☐ Other Bank

Pay Now

Cancel

Transaction Details

Merchant Name

SEBI Registered Intermediary Through Instigo

Service Description

Elite Wealth Advisors Limited

Transaction ID

IN301670_000000388962_07022022130526

Bill Amount

₹399

Transaction Fees [Incl. GST]

₹5.9

Total Amount Payable



Activate Windows

Transaction ID will get generate towards payment of upfront fees :

Your payment has been done successfully


Transaction Id. IN301670_000000388962_07022022130526


PROCEED


Note: If your KYC not done than you will get this page on your screen

HI, **ROHINI SINGAL**, LET'S DO YOUR KYC.

Please Choose any one of the following KYC options to complete the process


OFFLINE Aadhaar XML Based E-KYC


Share KYC Document from Digilocker


Video KYC

Note: If your KYC already done than you will get this page on your screen

Address Proof Details

Hello, AKSHAT GAUTAM

Kindly upload address proof for below address as per KRA

Proof Of Address

Address Line 1
1933 42 NAI WALAN KAROL BAGH

City
Central Delhi

Country
INDIA

Address Line 2

District
Central Delhi

Pin Code
110005

Address Line 3

State
Delhi

Permanent Address

☒ Same as Correspondence Address

Address Line 1
1933 42 NAI WALAN KAROL BAGH

City
Central Delhi

Country
INDIA

Address Line 2

District
Central Delhi

Pin Code
110005

Address Line 3

State
Delhi

NEXT

For Non KYC User

MODE OF KYC

- 1) Offline Aadhaar XML Based KYC
- 2) Digi locker
- 3) Video KYC

Hi, **ROHINI SINGAL**, LET'S DO YOUR KYC,

Ref. No:000000005080

Please Choose any one of the following KYC options to complete the process



OFFLINE Aadhaar XML Based E-KYC



Share KYC Document from
DigiLocker



Video KYC

Offline Aadhaar XML Based KYC

Download XML from Aadhaar and upload in instigo application

Instigo x Home - Unique Identification Au... x Generation-of-Offline-Aadhaar... x Bug 7292 - Bank statement Uplo... x LoginPortal x Instigo x +

Not secure | 10.250.10.106:8081/SelfService/Offline-aadhaar-kyc

125% - + Reset


Elite Wealth

OFFLINE AADHAAR BASED KYC

Ref.No:000000002241

Upload XML file for offline KYC check

Step 1 : Download XML File




Click Below download a fresh XML file. You are required to enter and retain a share code of your choice of downloading XML

[View Demo for Aadhaar XML Download Process](#)

Download XML


Step 2 : Upload XML File



If you have already downloaded the XML file then please upload below

Upload XML file : (size upto 2 MB)

Choose File No file chosen

Passcode 

By clicking on Proceed, I agree and provide my consent to complete Aadhaar offline XML based KYC

Proceed

For Offline Aadhaar XML Based KYC – client Mobile number should be mapped with Aadhaar

Aadhaar Paperless Offline e-KYC


Aadhaar Paperless Offline e-KYC is a secure and shareable document which can be used by any Aadhaar holder for offline verification of identification.

After entering Aadhaar/VID, create a Share Code of 4-characters. A ZIP file containing the Resident's Paperless Offline eKYC will be password protected using the same Share Code. The file will be downloaded into the Resident's device/desktop.

To avail the service the resident will have to share the ZIP file, the Share Code and registered mobile number with the service provider.

Enter your 12 digit Aadhaar number or 16 digit Virtual ID to begin.

Aadhaar Number Virtual ID

Aadhaar Number * 
12 Digit UID (1234/1234/1234)



Enter Security Code * 

Type the character you see in the picture.

tsq33 

Send OTP

Or

Enter TOTP

Generation of OTP page for Aadhaar XML based KYC

My Aadhaar > Aadhaar Services > Aadhaar Paperless Offline e-kyc (Beta)

OTP sent to your Registered Mobile number. Check your mobile.

Aadhaar Paperless Offline e-KYC

Aadhaar Paperless Offline e-KYC is a secure and shareable document which can be used by any Aadhaar holder for offline verification of identification.

After entering Aadhaar/VID, create a Share Code of 4-characters. A ZIP file containing the Resident's Paperless Offline eKYC will be password protected using the same Share Code. The file will be downloaded into the Resident's device/desktop.

To avail the service the resident will have to share the ZIP file, the Share Code and registered mobile number with the service provider.

Enter your 12 digit Aadhaar number or 16 digit Virtual ID to begin.

Aadhaar Number Virtual ID

Aadhaar Number * 
12 Digit UID (1234/1234/1234)



5 2 7 7 7 2 6 4 4 7 5 9

Send OTP

Or

Enter TOTP

Create a Share Code for your Paperless Offline eKYC *

Create a Share Code of 4 Characters to secure your Paperless Offline eKYC. It is important for Aadhaar Number holder to remember this Share Code as it will be required to unlock the ZIP file.

Enter OTP / TOTP * 

Please enter 6 digit OTP or 8 digit TOTP.

 Download

Upload XML

Intigo x Home - Unique Identification Authority of India x Generation of Offline Aadhaar x Bug 7292 - Bank statement Uplo x Login Portal x Intigo x

Not secure | 10.250.10.106:8002/SelfService/MyOffline-aadhaar-kyc


Elite Wealth

Ref. No: 000000002241

OFFLINE AADHAAR BASED KYC

Upload .XML file for offline KYC check

Step 1 : Download .XML File




Click Below download a fresh .XML file. You are required to enter and retain a share code of your choice of downloading .XML

[View Demo for Aadhaar XML Download Process](#)

Download XML

Step 2 : Upload .XML File



If you have already downloaded the XML file then please upload below

Upload XML file: (size upto 2 MB)

Choose File offlineaadha...0925864.zip

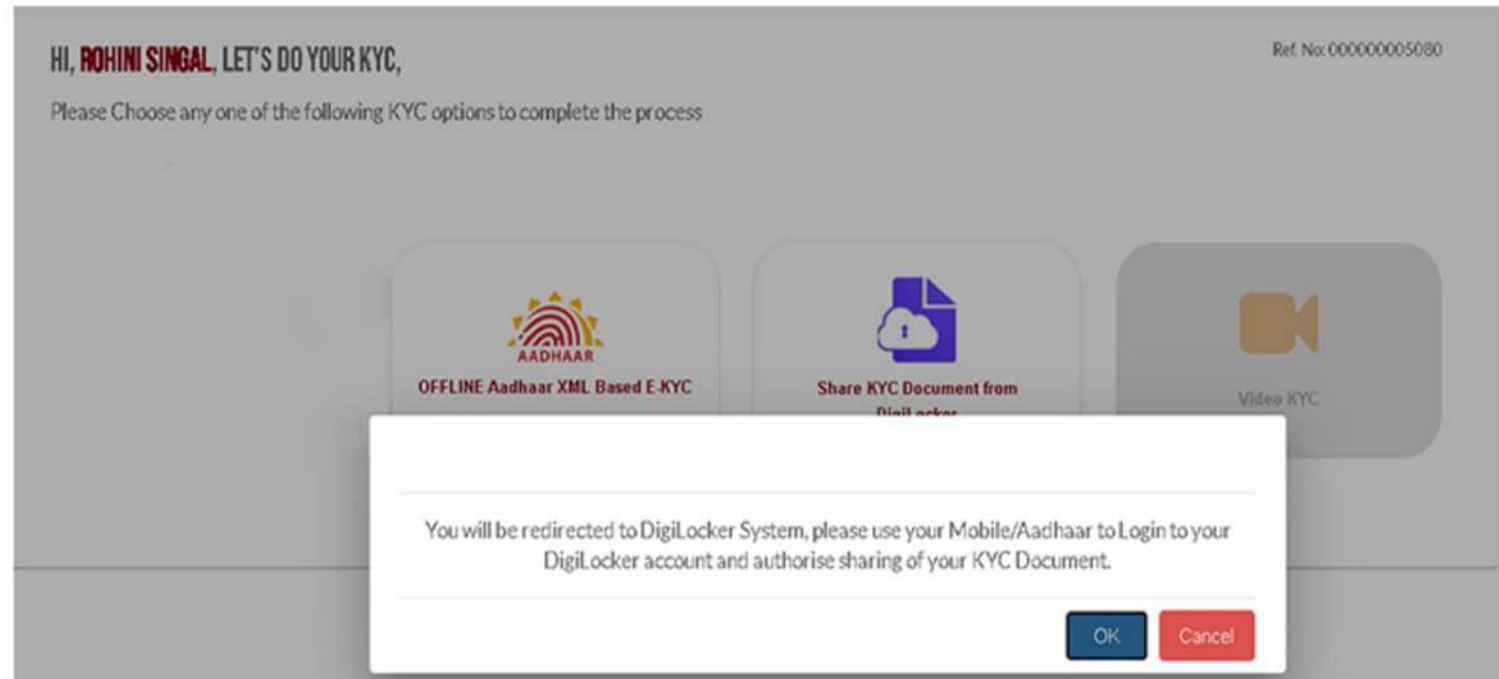
Passcode

Kindly enter passcode entered at the time of XML download on UIDAI site

By clicking on Proceed, I agree and provide my consent to complete Aadhaar offline XML based KYC

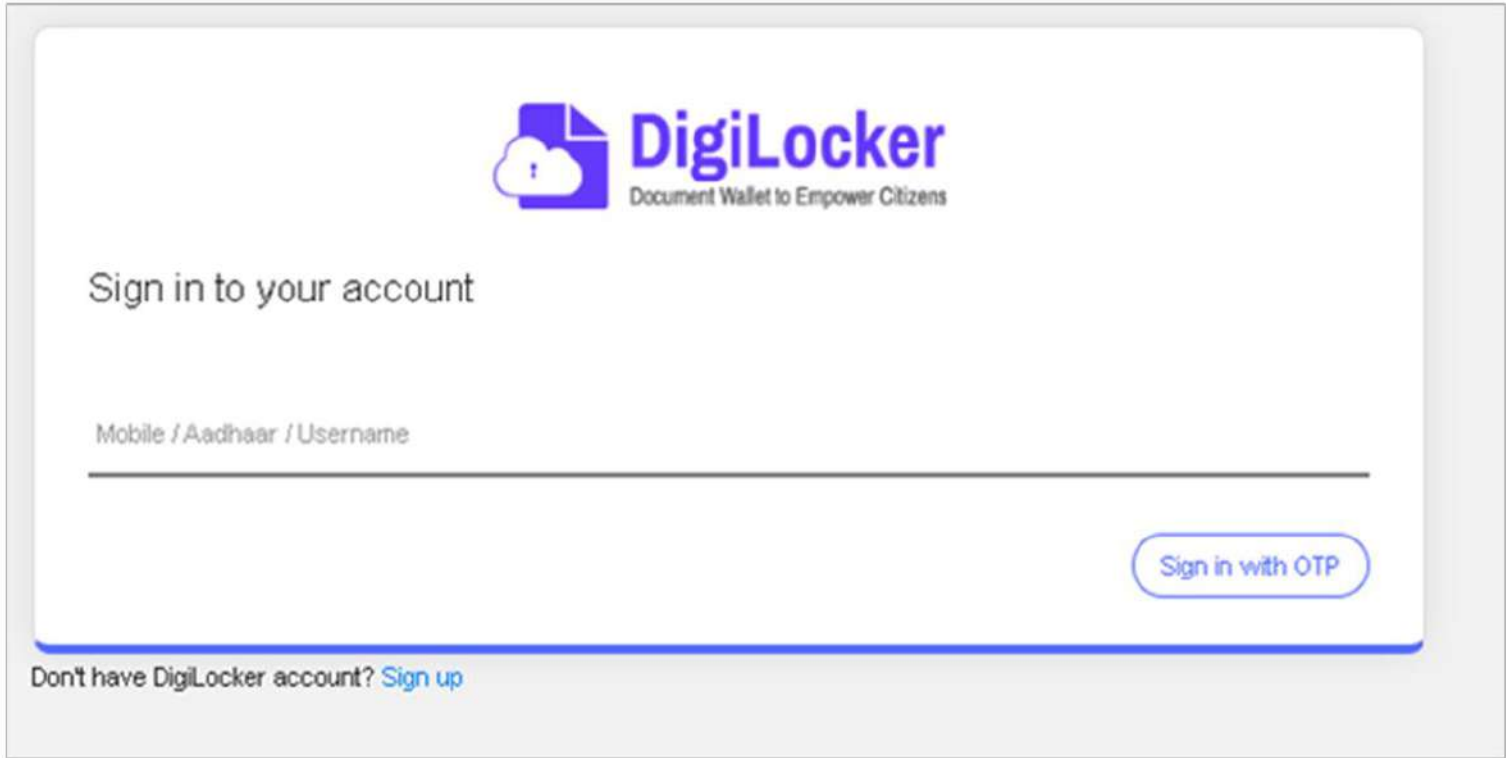
Proceed

2) Digi locker Flow



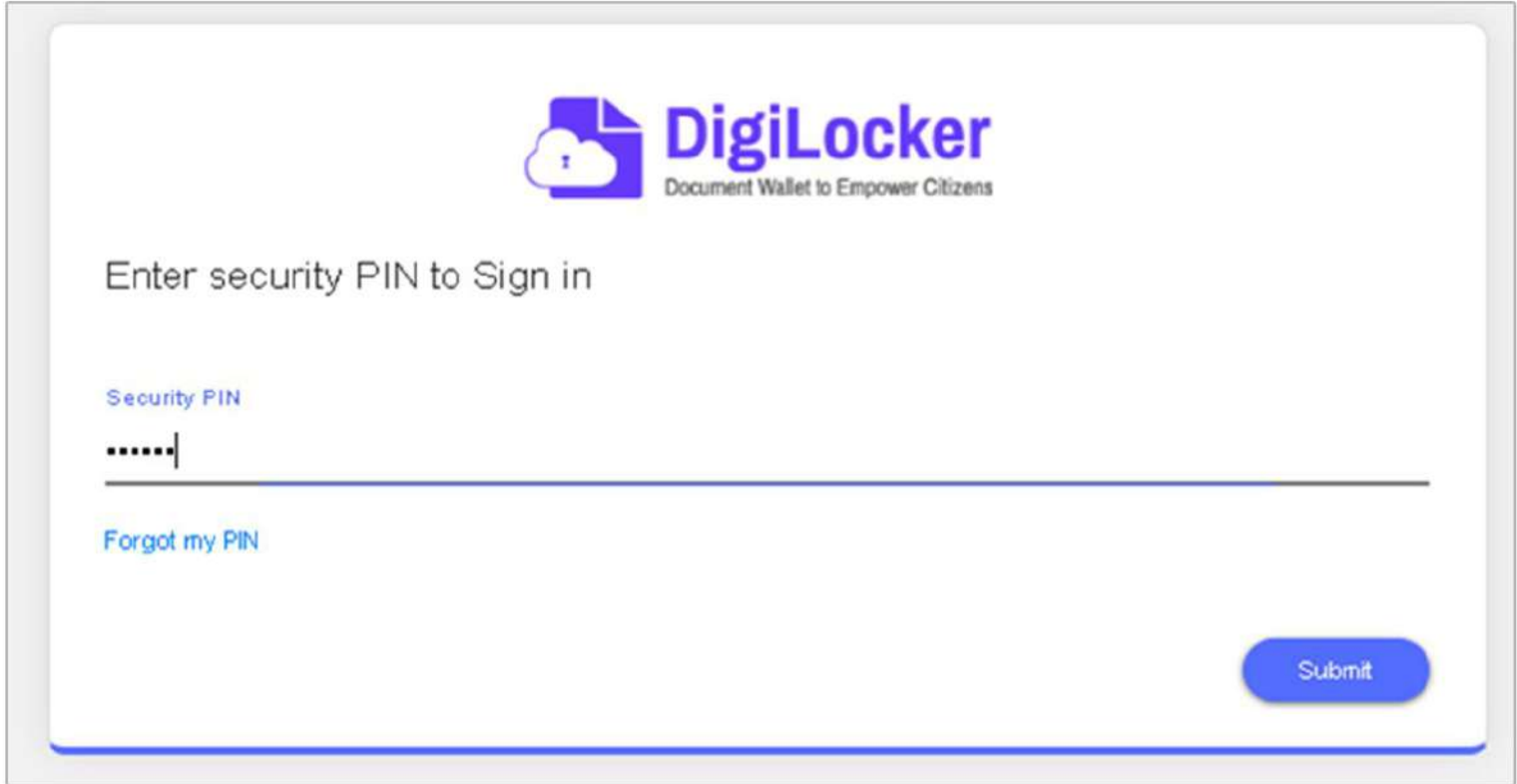
2) Digi locker Flow

Enter mobile no / Aadhaar / User name available with Digi Locker.




The image shows the DigiLocker sign-in interface. At the top, there is a logo consisting of a blue cloud with a document icon inside, followed by the text "DigiLocker" in a bold blue font, and the tagline "Document Wallet to Empower Citizens" in a smaller blue font below it. Below the logo, the text "Sign in to your account" is displayed. Underneath this, there is a label "Mobile / Aadhaar / Username" above a long horizontal input line. To the right of the input line, there is a blue rounded rectangular button with the text "Sign in with OTP". At the bottom left of the interface, there is a link that says "Don't have DigiLocker account? Sign up".

Enter Security Pin for Digi Locker Account



The image shows a login interface for DigiLocker. At the top center is the DigiLocker logo, which consists of a blue icon of a document with a cloud and a keyhole, followed by the text "DigiLocker" in a bold blue font and "Document Wallet to Empower Citizens" in a smaller blue font below it. Below the logo, the text "Enter security PIN to Sign in" is displayed in a gray font. Underneath this text is a label "Security PIN" in blue, followed by a text input field containing six black dots and a vertical cursor. Below the input field is a horizontal line. Under the line is a link "Forgot my PIN" in blue. In the bottom right corner of the form area is a blue rounded rectangular button with the text "Submit" in white.

 **DigiLocker**
Document Wallet to Empower Citizens

Enter security PIN to Sign in

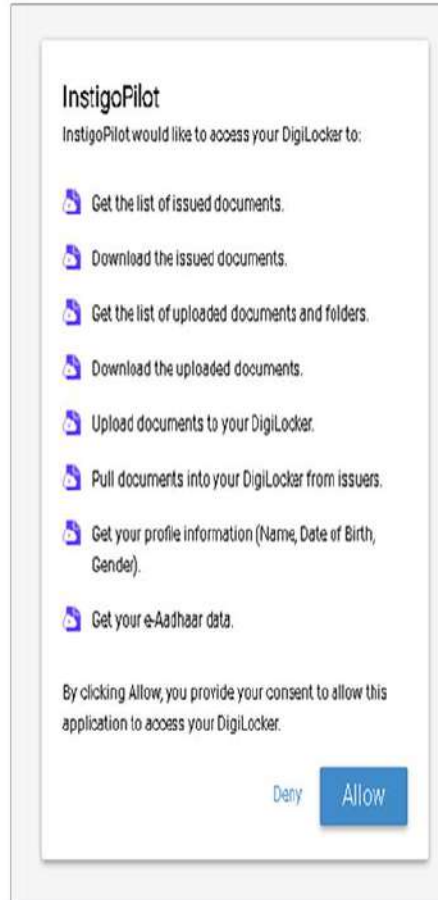
Security PIN

.....|

[Forgot my PIN](#)

[Submit](#)

Consent for accessing your Digi locker account



3) Video KYC Flow

If mobile is not linked with Aadhaar or the Digi locker then client can opt for Video KYC, He needs to record video with the help of recorder provided on screen and needs to read out details available on screen with Code.

Dear KIRTI SANTOSH PARAB

Welcome to Video Based Identification Process, you can now complete your KYC.


How to use?

- Please ensure that camera on your device is working
- Please allow the application to get access for camera.

Once the camera is started read out the following

- My name is KIRTI SANTOSH PARAB and I am completing the video KYC for Demat/Trading account from TESTDP3.
- My date of Birth is DOB (e.g Day, Month, Year)
- The code seen on my screen is 4224

Stop Record by pressing Record Button



NEXT

Address proof Details



Ref.No:000000026431

Address Proof Details

Hello, KIRTI SANTOSH PARAB

Gender *

Male

*

Correspondence Address :

Address Line 1 *

ABC

Address Line 2

Address Line 3

City *

District

State *

▼

Country

INDIA

Pin Code *

Proof Of Address *

▼

Permanent Address :

☐ Same as Correspondence Address

Address Line 1 *

Address Line 2

Address Line 3

City *

District

State *

▼

Country

INDIA

Pin Code *

Proof Of Address *


▼

NEXT

KRA Registration details:

Additional KRA Details

Name as per Application: **AKSHAT GAUTAM** [Name sequence is incorrect?](#)

 Nationality	 Residential Status	 Marital status *	Gender *
India	Resident Individual	Single	Male

Father's/Spouse Name:

Select Name *	Select Title *
---------------	----------------

 First Name *	 Middle Name	 Surname
HARSHWARDHAN		

Mobile No provided belongs to me or my family (Spouse/depdent children/Dependent parent)

☒ Self ☐ Father ☐ Mother ☐ Son ☐ Daughter ☐ Spouse

Email ID provided belongs to me or my family (Spouse/depdent children/Dependent parent)

☒ Self ☐ Father ☐ Mother ☐ Son ☐ Daughter ☐ Spouse

PROCEED

Activ

Hi, AKSHAT GAUTAM

Let's capture Demat details.

☐ Basic Services Demat Account

- | | | |
|--|---|-------------------------------------|
| SMS Alert Facility | <input checked="" type="radio"/> YES | <input type="radio"/> NO |
| Standing Instruction (SI)- To receive credit automatically into my account | <input checked="" type="radio"/> YES | <input type="radio"/> NO |
| Auto Pledge Confirmation | <input checked="" type="radio"/> YES | <input type="radio"/> NO |
| Mode of receiving Rights and Obligation Document | <input checked="" type="radio"/> Electronic | <input type="radio"/> Physical |
| Mode of receiving Annual Reports, AGM notice and other communication from issuer | <input checked="" type="radio"/> Electronic | <input type="radio"/> Physical |
| I wish to receive DIS booklet at the time of account opening | <input checked="" type="radio"/> YES | <input type="radio"/> NO |
| Mode of receiving account statement | <input checked="" type="radio"/> Electronic | <input type="radio"/> Physical |
| Account to be operated through Power of Attorney (POA) | <input checked="" type="radio"/> YES | <input type="radio"/> NO |
| Online access to demat account | <input type="radio"/> YES | <input checked="" type="radio"/> NO |

PROCEED

4

Hi AKSHAT GAUTAM,

Let's capture your personal details and financial details required for CKYC, PMLA and FATCA compliance

<div>Country of Birth</div> <div>India</div>	<div>KYC Identification Number</div>	<div>Occupation *</div>	
<div>Gross Annual Income *</div>	<div>Networth as on date</div>	<div>Place of Birth *</div>	
<div>Years at Current city</div>			
<div>Political Exposed Person (PEP) *</div> <div>Not a PEP</div>		<div><input checked="" type="checkbox"/> Is your country of tax residency other than India?</div>	
<div>Mother's Name:</div>			
<div>Select Title</div> <div>Mrs.</div>	<div>First Name *</div>	<div>Middle Name</div>	<div>Surname</div>
<div>Office Contact Detail:</div>			
<div>Office Tel. No</div>	<div>Extn. No</div>	<div>FAX No</div>	

PROCEED

Activ

Client Bank Details With NPCI – Penny drop service

Let's capture your Bank Details

You will receive all future pay-out of fund in this bank account with respect to these accounts.

Bank Account Type *

Savings



IFSC Code *

Account Number *

Re-enter Account Number *

VERIFY

Let's capture your Bank Details

You will receive all future pay-out of fund in this bank account with respect to these accounts.

Bank Account Type *

Savings

IFSC Code *

HDFC0000439

Bank Name

HDFC BANK

Bank Branch

NEW DELHI - KAROL BAGH

Bank Address

[REDACTED]

Account Number *

[REDACTED]

Re-enter Account Number *

[REDACTED]

VERIFY

Name as per KYC

AKSHAT GAUTAM

Name as per bank

AKSHAT GAUTAM

Matched 100%

NOT MY BANK ACCOUNT

PROCEED

Segment Details

Segment Details

Let's capture Trading Segment Details

BSE	<input type="checkbox"/> Equity	<input type="checkbox"/> Equity Derivatives	<input checked="" type="checkbox"/> Commodity	<input type="checkbox"/> Mutual Fund	<input type="checkbox"/> Currency Derivatives
NSE	<input type="checkbox"/> Equity	<input type="checkbox"/> Equity Derivatives	<input checked="" type="checkbox"/> Commodity	<input type="checkbox"/> Mutual Fund	<input type="checkbox"/> Currency Derivatives
MSE	<input checked="" type="checkbox"/> Equity	<input checked="" type="checkbox"/> Equity Derivatives	<input checked="" type="checkbox"/> Mutual Fund	<input checked="" type="checkbox"/> Currency Derivatives	<input checked="" type="checkbox"/> Commodity
MCX	<input checked="" type="checkbox"/> Commodity	<input checked="" type="checkbox"/> Equity	<input checked="" type="checkbox"/> Equity Derivatives	<input checked="" type="checkbox"/> Mutual Fund	<input checked="" type="checkbox"/> Currency Derivatives
NCDEX	<input checked="" type="checkbox"/> Commodity	<input checked="" type="checkbox"/> Equity	<input checked="" type="checkbox"/> Equity Derivatives	<input checked="" type="checkbox"/> Mutual Fund	<input checked="" type="checkbox"/> Currency Derivatives
ICEX	<input checked="" type="checkbox"/> Commodity	<input checked="" type="checkbox"/> Mutual Fund	<input checked="" type="checkbox"/> Currency Derivatives	<input checked="" type="checkbox"/> Equity	<input checked="" type="checkbox"/> Equity Derivatives

What is your Trading Experience?

Select Experience *

Past Action By regulatory/statutory/other authority?



I wish to use my existing Demat Account



NEXT

Activate Windows

Document Upload Page

Signature
Sign on white paper, take a picture and upload. Uploaded image should be properly visible.

Preview

Upload Image in JPEG or PNG format with less than 97 KB.

CLICK PICTURE

UPLOAD

Photo
Please show PAN Card and take photo. PAN card should not cover your face and clearly visible.

CLICK PICTURE

PAN Card
Kindly upload **SCAN** image of **ORIGINAL PAN** (front Side) **OR** Take a picture of **ORIGINAL PAN**. **DO NOT** upload scan image or **COPY** of PAN.

Preview

Upload Image in JPEG or PNG format with less than 2 Mb.

CLICK PICTURE

UPLOAD

Other Supporting (Optional)
Please upload copy of the document

Preview

Upload Image in JPEG PNG or File in .PDF format with less than 20 Mb.

Please select document type:

UPLOAD

Nomination

☐ I wish to make nomination.

☒ I do not wish to make nomination.

NEXT

Nominee Details

Hi, AKSHAT GAUTAM

Let's capture nominee details

Nominee - Details 1

Nominee Name (As per PAN/KYC/Aadhar) *

Share of each nominee

☒ Equal

Share of each nominee

100

%

Please enter nominee name

Relationship with the applicant *

Mother

Mobile No. *

Email ID *

Is Minor

☐ Yes

☐ No

Nominee Identification Details *

Address of Nominee *

Pincode *

Add Nominee

PROCEED

Declarations

Ref. No: 000000388962

Hi AKSHAT GAUTAM, Please read the following Terms & Conditions and Declaration

☐ **For Demat Account**

- I hereby request to open my demat account under type resident ordinary in my name as per details provided herein above.
- I wish to enable standing instruction to receive [Read more](#)

☐ **For Trading Account**

- I wish to receive contract notes, rights & obligation document, risk disclosure document and other Communication in electronic form.... [Read more](#)

☐ **General**

- I/we hereby declare that the details furnished above are true and correct to the best of my/our knowledge and belief and I/we undertake to inform you of any changes therein, immediately. In case any of the above information is found to be false or untrue or misleading or misrepresenting, I am/ we are aware that I/we may be held liable for it.... [Read more](#)

☐ **SRI Specific Declaration**

[Click here](#) to download

Read Following Documents

- | | |
|---|-----------------------------------|
| - Rights & Obligation document of DP and Client | - Tariff structure - DP |
| - Rights & Obligation document of stock broker and Client | - Tariff structure - Stock broker |
| - Risk Disclosure Document | |

AGREE & PROCEED

Summary Details

Summary

Applicant Details

Name as per ITD:
AKSHAT GAUTAM

Name as per KRA/Aadhar/DigiLocker/Video KYC:
AKSHAT GAUTAM

Name as per Bank:
AKSHAT GAUTAM

Basic Details

Father/Spouse Name :
Mr. HARSHWARDHAN

Gender :
Male

Date of Birth :
1999-06-30

Marital status :
Single

Nationality :
India

Mobile Number :
8802691595 ✓ Verified

Occupation :
Private Sector

Gross Annual Income :
Btw Rs. 1 to Rs. 5 Lacs

Country of Birth :
India

Networth as on date :

Mother's Name :
Mrs. Kiran

Place of Birth :
delhi

KYC Identification Number :

Residential Status :
Resident Individual

Email Id :
akshat807gautam@gmail.com ✓ Verified

Mobile no belongs to me or my family :
Self

Email id belongs to me or my family :
Self

**If Aadhaar is linked with mobile number then client can opt for eSign
or
he can able to submit physical submit of document to DP address.
He can able to download Application from Click here field**

Let's sign your Application

eSign

1. You will be redirected to NSDL eGovernance Infrastructure Limited website for eSigning.
2. For eSign you need to complete eKYC using Aadhaar details.
3. Upon completion of eKYC, UIDAI will share your basic details such as name, address, date of birth, gender, etc.
4. [Click here](#) to view the application before eSign.

eSign with Aadhaar OTP



Is your Mobile not Linked with Aadhaar?

1. Download account opening form by clicking below
2. Print downloaded form and sign it
3. Send it to below address:
S-8, DDA Shopping Complex, Mayur Vihar, Phase - I, New Delhi - 110091

☐ I wish to submit the physical copy of application after affixing ink signature

Confirm & Download Application

NSDL Electronic Signature Service

ASP Name	NSDL DATABASE MANAGEMENT LIMITED
Transaction ID	000000388962_IN301670_1644220741384
Date & Time	2022-02-07T13:29:11

☒ I hereby authorize NSDL e-Governance Infrastructure Limited (NSDL e-Gov) to -

1. Use my Aadhaar / Virtual ID details (as applicable) for the purpose of e-signing of documents for opening of demat/trading/MF subscription account/s, transfer of securities and closure of demat account held with Depository Participant of NSDL etc with SEBI registered intermediaries & Mutual Fund distributors associated for/with NSDL DATABASE MANAGEMENT LIMITED and authenticate my identity through the Aadhaar Authentication system (Aadhaar based e-KYC services of UIDAI) in accordance with the provisions of the Aadhaar (Targeted Delivery of Financial and other Subsidies, Benefits and Services) Act, 2016 and the allied rules and regulations notified thereunder and for no other purpose.

2. Authenticate my Aadhaar / Virtual ID through OTP or Biometric for authenticating my identity through the Aadhaar Authentication system for obtaining my e-KYC through Aadhaar based e-KYC services of UIDAI and use my Photo and Demographic details (Name, Gender, Date of Birth and Address) for the purpose of e-signing of documents for opening of demat/trading/MF subscription account/s, transfer of securities and closure of demat account held with Depository Participant of NSDL etc with SEBI registered intermediaries & Mutual Fund distributors associated for/with NSDL DATABASE MANAGEMENT LIMITED.

3. I understand that Security and confidentiality of personal identity data provided, for the purpose of Aadhaar based authentication is ensured by NSDL e-Gov and the data will be stored by NSDL e-Gov till such time as mentioned in guidelines from UIDAI from time to time.

VID/Aadhaar:

Send OTP

Cancel

[Click Here](#) to generate Virtual ID.

[Download Instructions](#) to generate Virtual ID in lieu of Aadhaar.

©2019 NSDL E-Governance Infrastructure Pvt. Ltd. All rights reserved.

Please do not press "Submit" button once again or the "Refresh" or "Back" buttons.

Active

Generation of Application Ref Number stating successful completing of transaction to client.

Congratulations

Dear valuable Client,

Thank you for opening Demat/Trading account with us. Your Reference Number is **000000388962**. We request you to download the Power of Attorney and send the duly signed copies to the following address for registration and account activation:

Elite Wealth Ltd,
S-8,DDA Shopping Complex, Mayur Vihar-I, Delhi-110091,
Email Id: customercare@elitewealth.in,
Ph: 011-42445800

[Power of Attorney Form](#)



Thank
you!!