

Asset Management Company:


SBI Funds Management Ltd.

(A Joint Venture between State Bank of India & AMUNDI)


KEY INFORMATION MEMORANDUM

BLUE CHIP FUND

An open-ended Equity Scheme predominantly investing in the large cap stocks

| Product Labelling of the scheme | |
|---|---|
| <p>This product is suitable for investors who are seeking*:</p> <ul style="list-style-type: none"> • Long term capital appreciation • Investment in equity and equity-related instruments of large cap companies |  <p>RISKOMETER</p> <p>Investors understand that their principal will be at very high risk</p> |

*Investors should consult their financial advisers if in doubt about whether the product is suitable for them.

| First Tier Benchmark of the Scheme | S&P BSE 100 Index TRI |
|--|--|
| First Tier Benchmark Riskometer |  <p>RISKOMETER</p> <p>The benchmark riskometer is at Very High risk</p> |

Continuous offer of Units at NAV related prices on ongoing basis

Sponsor: State Bank of India

Trustee Company: SBI Mutual Fund Trustee Company Pvt. Ltd. (CIN: U65991MH2003PTC138496)

Asset Management Company: SBI Funds Management Ltd., (CIN:U65990MH1992PLC065289)

Registered Office: 9th Floor, Crescenzo, C-38 & 39, G Block, Bandra Kurla Complex, Bandra (East), Mumbai - 400 051.

Visit us at www.sbimf.com

This Key Information Memorandum (KIM) sets forth the information, which a prospective investor ought to know before investing. For further details of the Scheme/Mutual Fund, due diligence certificate by the AMC, Key Personnel, investors' rights & services, risk factors, penalties & pending litigations etc. Investors should, before investment, refer to the Scheme Information Document and Statement of Additional Information available free of cost at any of the SBIFML branches or distributors or from the website www.sbimf.com

The Scheme particulars have been prepared in accordance with Securities and Exchange Board of India (Mutual Funds) Regulations 1996, as amended till date, and filed with Securities and Exchange Board of India (SEBI). The units being offered for public subscription have not been approved or disapproved by SEBI, nor has SEBI certified the accuracy or adequacy of this KIM.

| | | | |
|---------------------------------|---|---|----------------|
| Name of Scheme | SBI BlueChip Fund | | |
| Type of Scheme | An open-ended equity scheme predominantly investing in large cap stocks | | |
| Scheme Code | SBIM/O/E/LCF/05/12/0027 | | |
| Investment Objective | <p>The investment objective of the scheme is to provide investors with opportunities for long-term growth in capital through an active management of investments in a diversified basket of large cap equity stocks (as specified by SEBI/AMFI from time to time).</p> <p>However, there can be no assurance that the investment objective of the scheme will be achieved. The scheme does not guarantee or assure any returns.</p> | | |
| Asset Allocation Pattern | Asset Allocation Pattern of the Scheme | | |
| | Instruments | Indicative Allocation (% of total assets) | Risk Profile |
| | Equity and Equity related Instruments of large cap companies*(including Derivatives) | 80%-100% | High |
| | Other equities and equity related instruments | 0%-20% | High |
| | Units issued by REIT/InvIT^ | 0%-10% | Medium to High |
| | Debt instruments (including securitized debt) | 0%-20% | Medium |
| | Money market instruments | 0%-20% | Low |
| | <ul style="list-style-type: none"> • The scheme may engage in stock lending - upto 20% of the net assets of the scheme. • Exposure to derivatives instruments to the extent of 50% of the Net Assets as permitted by SEBI • The Scheme may seek investment opportunities in foreign securities including ADRs / GDRs / Foreign equity and debt securities subject to the Regulations. Such investment shall not exceed 20% of the net assets of the Scheme. • The scheme may invest in mutual fund units as permissible. • The Scheme may invest in repo in corporate debt. <p>*Large Cap Stocks – 1st -100th company in terms of full market capitalization. This will be in line with limits/classification defined by AMFI/SEBI from time to time</p> | | |

| | |
|-----------------------------------|---|
| | <p>Other equities could include mid and small cap stocks. Mid Cap:101st to 250th company in terms of full market capitalization. Small Cap: 251st company onwards in terms of full market capitalization. The exposure across these stocks will be in line with limits/classification defined by AMFI/SEBI from time to time.</p> <p>^The exposure will be in line with SEBI/AMFI limits specified from time to time</p> <p>For detailed asset allocation, please refer to the Scheme Information Document. Money Market Instruments will include Commercial Paper, Certificates of Deposit, Treasury Bills, Bills Rediscounting, Repos, short term bank deposits, short-term Government securities (of maturities less than 1 year) and any other such short-term instruments as may be allowed under the regulations prevailing from time to time.</p> <p>The investments may be made in primary as well as secondary markets. The portfolio will be sufficiently diversified so as to reduce the risk of underperformance due to unexpected security specific factors. If allowed in future, the fund may invest in foreign equities (subject to relevant RBI guidelines and subject to RBI approval).</p> <p>The above investment pattern is indicative. The fund manager may change this on defensive considerations, and such changes shall be for short period. The funds raised under the scheme shall be invested only in transferable securities as per SEBI Regulations, 1996.</p> |
| Investment Strategy | <p>The scheme follows a blend of growth and value style of investing. The scheme will follow a combination of top down and bottom-up approach to stock-picking and choose companies across sectors. The scheme will predominantly invest in diversified portfolio of large cap stocks. Large Cap Stocks are – 1st -100th company in terms of full market capitalization. This will be in line with limits/classification defined by AMFI/SEBI from time to time.</p> |
| Risk Profile of the Scheme | <p>Mutual Fund Units involve investment risks including the possible loss of principal. Please read the SID carefully for details on risk factors before investment. Scheme specific risk factors are summarized below:</p> <p>SBI Blue Chip Fund would be investing in Equity and equity related instruments of large cap companies (including Derivatives), Other equities and equity related instruments, Units issued by REIT/InVIT, Foreign securities, Debt instruments (including securitized debt) & Money Market Instruments. The liquidity of the scheme’s investments is inherently restricted by trading volumes and settlement periods. In the event of an inordinately large number of redemption requests, or of a restructuring of the scheme’s investment portfolio, these periods may become significant. In view of the same, the Trustees may limit redemptions (including suspending redemptions) under certain circumstances as specified in the SID.</p> <p>The scheme shall be subject to risk associated with equity and equity related instruments, REITs/InVIT, debt and money market instruments, securitized debt, derivatives, foreign securities and repo transactions in corporate debt securities. Besides, the scheme is also subjected to risk associated with Liquidity Risk, Settlement Risk, Stock lending risk & Regulatory Risk associated with securities as detailed in the SID.</p> |
| Risk Control Strategies | <p>Investments in Equity and equity related instruments including derivatives, debt and money market instruments carry various risks such as inability to sell securities, trading volumes and settlement periods, market risk, interest rate risk, liquidity risk, default risk, reinvestment risk etc. Whilst such risks cannot be eliminated, they may be mitigated by diversification and hedging.</p> <p>In order to mitigate the various risks, the portfolio of the Scheme will be constructed in accordance with the investment restriction specified under the Regulations which would help in mitigating certain risks relating to investments in securities market.</p> <p>Further, the AMC has necessary framework in place for risk mitigation at an enterprise level. The Risk Management division is an independent division within the organization. Internal limits are defined and judiciously monitored. Risk indicators on various parameters are computed and are monitored on a regular basis. There is a Board level Committee, the Risk Management Committee of the Board, which enables a dedicated focus on risk factors and the relevant risk mitigates.</p> <p>For risk control, the following may be noted:</p> <p>Liquidity risks:</p> |

| | <p>The liquidity of the Scheme’s investments may be inherently restricted by trading volumes, transfer procedures and settlement periods. Liquidity Risk can be partly mitigated by diversification, staggering of maturities as well as internal risk controls that lean towards purchase of liquid securities.</p> <p>Interest Rate Risk: Changes in interest rates affect the prices of bonds. If interest rates rise the prices of bonds fall and vice versa. A well-diversified portfolio may help to mitigate this risk.</p> <p>Credit Risks Credit risk shall be mitigated by investing in rated papers of the companies having the sound back ground, strong fundamentals, and quality of management and financial strength of the Company.</p> <p>Volatility risks: There is the risk of volatility in markets due to external factors like liquidity flows, changes in the business environment, economic policy etc. The scheme will manage volatility risk through diversification.</p> <p>Further, the Investment Manager endeavours to invest in REITs/InvITs, where adequate due diligence and research has been performed by the Investment Manager. The Investment Manager also relies on its own research as well as third party research. This involves one-to-one meetings with the managements, attending conferences and analyst meets and also tele-conferences. The analysis will focus, amongst others, on the predictability and strength of cash flows, value of assets, capital structure, business prospects, policy environment, strength of management, responsiveness to business conditions, etc.</p> | | | | | | | | | | | | | | | | | | | | |
|------------------------------|---|--------------------------------|---------------------------------------|--------------------------------|-----------------------------|---|---------------|---------------|-------------|---|---------------|--------|-------------|---|---------------|---------|-------------|---|-----------|--------|-------------|
| <p>Plans /Options</p> | <p>The scheme would have two plans viz Direct Plan & Regular Plan.</p> <p>Direct Plan: Direct Plan is only for investors who purchase /subscribe Units in a Scheme directly with the Mutual Fund or through Registered Investment Advisor (RIA) and is not available for investors who route their investments through a Distributor. All the features of the Direct Plan under Scheme like the investment objective, asset allocation pattern, investment strategy, risk factors, facilities offered, load structure etc. will be the same except for a lower expense ratio as detailed in Section IV – Fees and Expenses – B. – Annual Recurring Expenses of the SID. Brokerage/Commission paid to distributors will not be paid / charged under the Direct Plan. Both the plans shall have a common portfolio.</p> <p>Eligible investors: All categories of investors as permitted under the Scheme Information Document of the Scheme are eligible to subscribe under Direct Plan.</p> <p>Modes for applying: Investments under Direct Plan can be made through various modes offered by the Mutual Fund for investing directly with the Mutual Fund.</p> <p>How to apply: Investors desirous of subscribing under Direct Plan of a Scheme will have to ensure to indicate “Direct Plan” against the Scheme name in the application form. Investors should also indicate “Direct” in the ARN column of the application form.</p> <p>Regular Plan This Plan is for investors who wish to route their investment through any distributor.</p> <p>The default plan in following cases will be:</p> <table border="1" data-bbox="331 1653 1455 2020"> <thead> <tr> <th>Scenario</th> <th>Broker Code mentioned by the investor</th> <th>Plan mentioned by the investor</th> <th>Default Plan to be captured</th> </tr> </thead> <tbody> <tr> <td>1</td> <td>Not mentioned</td> <td>Not mentioned</td> <td>Direct Plan</td> </tr> <tr> <td>2</td> <td>Not mentioned</td> <td>Direct</td> <td>Direct Plan</td> </tr> <tr> <td>3</td> <td>Not mentioned</td> <td>Regular</td> <td>Direct Plan</td> </tr> <tr> <td>4</td> <td>Mentioned</td> <td>Direct</td> <td>Direct Plan</td> </tr> </tbody> </table> | Scenario | Broker Code mentioned by the investor | Plan mentioned by the investor | Default Plan to be captured | 1 | Not mentioned | Not mentioned | Direct Plan | 2 | Not mentioned | Direct | Direct Plan | 3 | Not mentioned | Regular | Direct Plan | 4 | Mentioned | Direct | Direct Plan |
| Scenario | Broker Code mentioned by the investor | Plan mentioned by the investor | Default Plan to be captured | | | | | | | | | | | | | | | | | | |
| 1 | Not mentioned | Not mentioned | Direct Plan | | | | | | | | | | | | | | | | | | |
| 2 | Not mentioned | Direct | Direct Plan | | | | | | | | | | | | | | | | | | |
| 3 | Not mentioned | Regular | Direct Plan | | | | | | | | | | | | | | | | | | |
| 4 | Mentioned | Direct | Direct Plan | | | | | | | | | | | | | | | | | | |

| | | | | |
|--|---|-----------|---------------|--------------|
| | 5 | Direct | Not Mentioned | Direct Plan |
| | 6 | Direct | Regular | Direct Plan |
| | 7 | Mentioned | Regular | Regular Plan |
| | 8 | Mentioned | Not Mentioned | Regular Plan |

In cases of wrong/ invalid/ incomplete ARN codes mentioned on the application form, the application shall be processed under Regular Plan. The AMC shall contact and obtain the correct ARN code within 30 calendar days of the receipt of the application form from the investor/ distributor. In case, the correct code is not received within 30 calendar days, the AMC shall reprocess the transaction under Direct Plan from the date of application without any exit load.

Options

Both plans provide two options for investment – Growth Option and Income Distribution cum capital withdrawal (IDCW) Option. Under the IDCW option, facility for Payout of Income Distribution cum capital withdrawal option (IDCW Payout), Reinvestment of Income Distribution cum capital withdrawal option (IDCW Re-investment) & Transfer of Income Distribution cum capital withdrawal plan (IDCW Transfer) is available. Between “Growth” or “IDCW” option, the default will be treated as “Growth”. In “IDCW” option between “IDCW Payout” or “IDCW Reinvestment” or “IDCW Transfer”, the default will be treated as “IDCW Payout”.

Investor can select only one option either IDCW payout or IDCW reinvestment or IDCW Transfer in IDCW plan at a Scheme and folio level. Any subsequent request for change in IDCW option viz. IDCW Payout to IDCW Reinvestment or IDCW Transfer or vice-versa would be processed at the Folio / Scheme level and not at individual transaction level. Accordingly, any change in IDCW option (IDCW payout / IDCW reinvestment/IDCW Transfer) will reflect for all the units held under the scheme / folio.

Applicable NAV

For Purchases including Switch-ins (irrespective of application amount):

1. In respect of valid applications received upto 3.00 p.m. on a Business Day at the official points of acceptance, where funds for the entire amount of subscription/purchase (including switch-ins) are credited to the bank account of the Scheme before the cut-off time on the same day i.e. available for utilization before the cut-off time on the same day - the closing NAV of the day shall be applicable.
2. In respect of valid applications received after 3.00 p.m. on a Business Day at the official points of acceptance, where funds for the entire amount of subscription/purchase (including switch-ins) are credited to the bank account of the Scheme either on the same day or before the cut-off time of the next Business Day i.e. available for utilization before the cut-off time of the next Business Day – the closing NAV of the next Business Day shall be applicable.
3. Irrespective of the time of receipt of application at the official points of acceptance, where funds for the entire amount of subscription/purchase (including switch-in) are credited to the bank account of the Scheme before the cut-off time on any subsequent Business Day - i.e. available for utilization before the cut-off time on any subsequent Business Day - the closing NAV of such subsequent Business Day shall be applicable.
4. In case of switch transactions from one scheme to another scheme, units allotment in switch-in scheme shall be in line with the redemption payouts.

The aforesaid provisions shall also apply to systematic transactions including Systematic Investment Plan (SIP), Systematic Transfer Plan (STP), IDCW Transfer etc. irrespective of the installment date or IDCW record date.

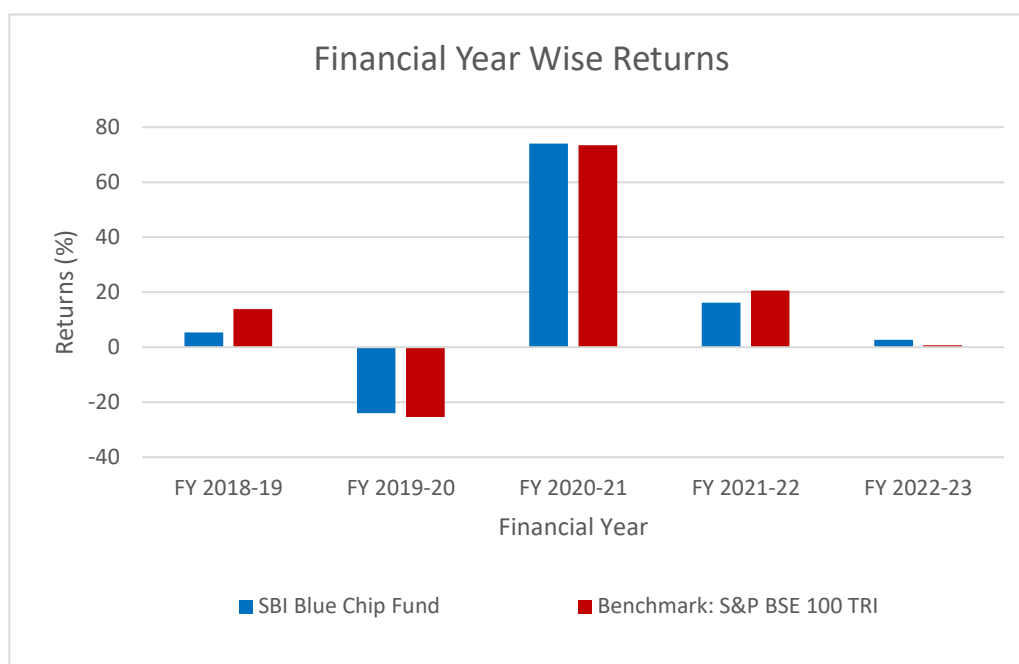
| | | | | | |
|---|--|---------------|----------------|----------------|------------------------|
| | For Redemptions including switch-out: In respect of valid applications received on a business day, upto the 3.00 pm by the Mutual Fund, same day's closing NAV shall be applicable. In respect of valid applications received after the 3.00 pm by the Mutual Fund, the closing NAV of the next business day shall be applicable. | | | | |
| Minimum Application Amount (Non-SIP) | <p>Minimum Investment Amount : Rs. 5000/- and in multiples of Re. 1 thereafter Additional Purchase Amount: Rs. 1000/- and in multiples of Re. 1 thereafter Repurchase: Rs.500/- or 1 Unit or account balance whichever is lower. Please note that as a result of redemption, if the outstanding balance amount falls below the minimum redemption amount as per the scheme features, SBIMF reserves the right to redeem the balance units at applicable repurchase price.</p> <p>Note – For investments made by designated employees of SBI Funds Management Limited in terms paragraph 6.10 of the SEBI Master Circular for Mutual Funds dated May 19, 2023, requirement for minimum application/redemption amount will not be applicable.</p> | | | | |
| Minimum Amount of SIP | <p>Daily - Minimum Rs. 500 & in multiples of Re. 1 thereafter for minimum 12 instalments Weekly – Minimum Rs 1000 & in multiples of Re. 1 thereafter for minimum 6 installments (or) minimum Rs 500 & in multiples of Re. 1 thereafter for minimum 12 instalments. Monthly – Minimum Rs 1000 & in multiples of Re. 1 thereafter for minimum 6 months (or) minimum Rs 500 & in multiples of Re. 1 thereafter for minimum one year Quarterly – Minimum Rs 1500 & in multiples of Re. 1 thereafter for minimum one year Semi-Annual - Minimum Rs. 3000 & in multiples of Re. 1 thereafter for minimum of 4 instalments. Annual - Minimum Rs. 5000 & in multiples of Re. 1 thereafter for minimum of 4 instalments.</p> | | | | |
| AUM & Number of Folios of the Scheme (as on September 30,2023) | <p>AUM: Rs. 39,651.03Crores No. of Folios: 22,38,308</p> | | | | |
| Despatch of Repurchase (Redemption) request | <p>Under normal circumstances, within 3 working days of the receipt of the repurchase (redemption) request at the Official Points of Acceptance of SBI Mutual Fund. Further, in exceptional situations additional timelines in line with AMFI letter no. AMFI/35P/MEM - COR/74/2022-23 dated January 16, 2023 will be applicable for transfer of redemption or repurchase proceeds to the unitholders</p> | | | | |
| First Tier Benchmark Index | S&P BSE 100 Index TRI | | | | |
| Income Distribution cum capital withdrawal (IDCW) Policy | <p>The Trustee reserves the right to declare Income Distribution cum Capital withdrawal (IDCW) under the IDCW option of the Scheme depending on the net distributable surplus available under the Scheme The procedure and manner of payment of IDCW shall be in line with Chapter 11 of the SEBI Master Circular for Mutual Funds dated May 19, 2023, as amended from time to time.</p> <p>Investors are requested to note that amounts can be distributed out of investors capital (Equalization Reserve), which is part of sale price of the unit that represents realized gains.</p> | | | | |
| Name of the Fund Manager | <p>Ms. Sohini Andani Mr. Mohit Jain is the dedicated fund manager for managing overseas investments of the scheme</p> | | | | |
| Fund Manager – Tenure of managing the scheme | <p>Ms. Sohini Andani: 13.1 years. Managing since September 2010. Mr. Mohit Jain: 5.9 years. Managing since November 2017</p> | | | | |
| Name of the Trustee Company | SBI Mutual Fund Trustee Company Private Limited | | | | |
| Performance of the scheme | Performance of the scheme in (%) (As on September 30,2023) | | | | |
| | Scheme Name | 1 year | 3 years | 5 years | Since Inception |

| | | | | |
|--|-------|-------|-------|-------|
| SBI Blue Chip Fund Regular Plan - Growth | 18.17 | 23.22 | 14.33 | 11.82 |
| First Tier Benchmark: S&P BSE 100 TRI | 16.14 | 22.55 | 14.03 | 12.69 |

As scheme benchmark TRI data is not available since inception of the scheme, benchmark performance is calculated using composite CAGR of S&P BSE 100 TRI values from 14-Feb-06 to 31-Jul-06 and TRI values since 01-Aug-06.

Date of inception: 14/02/2006

Financial Year performance:



The performance is of regular plan- growth option

Schemes Portfolio Holding
(September 30,2023)

Top 10 Holdings:

| Issuer Name | % of Net Asset |
|---------------------------|----------------|
| HDFC BANK LTD. | 9.62 |
| ICICI BANK LTD. | 7.70 |
| LARSEN & TOUBRO LTD. | 5.66 |
| ITC LTD. | 5.49 |
| INFOSYS LTD. | 4.83 |
| BAJAJ FINANCE LTD. | 4.53 |
| RELIANCE INDUSTRIES LTD. | 3.59 |
| PAGE INDUSTRIES LTD. | 3.12 |
| BRITANNIA INDUSTRIES LTD. | 2.74 |
| DIVI'S LABORATORIES LTD. | 2.64 |
| Grand Total | 49.92 |

* Excludes TREPS, Reverse Repo, Term Deposit and Mutual Fund Units

Fund Allocation towards various Sectors:

| Sector Name | % of Net Asset |
|--------------------|----------------|
| FINANCIAL SERVICES | 31.98 |

| | | | |
|---|--|---------------|--|
| | AUTOMOBILE AND AUTO COMPONENTS | 14.16 | |
| | FAST MOVING CONSUMER GOODS | 10.22 | |
| | HEALTHCARE | 6.64 | |
| | CONSTRUCTION | 5.66 | |
| | INFORMATION TECHNOLOGY | 4.83 | |
| | OIL, GAS & CONSUMABLE FUELS | 4.26 | |
| | CAPITAL GOODS | 3.54 | |
| | TEXTILES | 3.12 | |
| | CONSTRUCTION MATERIALS | 3.11 | |
| | TELECOMMUNICATION | 1.97 | |
| | REALTY | 1.94 | |
| | METALS & MINING | 1.61 | |
| | CONSUMER SERVICES | 1.12 | |
| | CHEMICALS | 0.52 | |
| | CONSUMER DURABLES | 0.20 | |
| | DEBT | 0.25 | |
| | DERIVATIVES | 0.22 | |
| | CASH, CASH EQUIVALENTS AND OTHERS# | 4.65 | |
| | Grand Total | 100.00 | |
| | # Includes TREPS, Reverse Repo, Term Deposit and Mutual Fund Units | | |
| Portfolio Turnover ratio as on September 30, 2023) | 0.20 | | |
| Website link to obtain schemes latest monthly portfolio holdings | https://www.sbimf.com/en-us/portfolios | | |
| Expenses of the scheme | Entry Load: Not applicable Exit Load: For exit within 1 year from the date of allotment - 1%; For exit after 1 year from the date of allotment - Nil. The AMC reserves the right to modify / change the load structure on a prospective basis. | | |
| (i) Load Structure | | | |
| (ii) Recurring expenses | <p>The AMC has estimated that upto 2.25% (plus allowed under regulation 52(6A)) of the daily net asset will be charged to the scheme as expenses. The maximum annual recurring expenses that can be charged to the Scheme, excluding issue or redemption expenses, whether initially borne by the mutual fund or by the asset management company, but including the investment management and advisory fee shall be within the limits stated in Regulations 52 read with Chapter 10 of SEBI master circular for Mutual Funds dated May 19, 2023 The AMC may charge the investment and advisory fees within the limits of total expenses prescribed under Regulation 52 of the SEBI (Mutual Funds) Regulations.</p> <p>Any other expenses which are directly attributable to the Scheme, may be charged with the approval of the Trustee within the overall limits as specified in the Regulations except those expenses which are specifically prohibited.</p> | | |

These estimates have been made in good faith as per the information available to the Investment Manager based on past experience and are subject to change inter-se. Types of expenses charged shall be as per the SEBI (MF) Regulations.

Pursuant to SEBI Notification dated December 13, 2018, the maximum total expenses of the scheme under Regulation 52(6)(c) shall be subject to following limits:

| Assets under management Slab (in Rs Crores) | Total expense ratio limits |
|--|--|
| On the first Rs 500 crores of the daily net assets | 2.25% |
| On the first Rs 250 crores of the daily net assets | 2.00% |
| On the first Rs 1,250 crores of the daily net assets | 1.75% |
| On the first Rs 3,000 crores of the daily net assets | 1.60% |
| On the first Rs 5,000 crores of the daily net assets | 1.50% |
| On the next Rs 40,000 crores of the daily net assets | Total expense ratio reduction of 0.05% for every increase of Rs 5000 crores of daily net assets or part thereof. |
| On balance of the assets | 1.05% |

In addition to expenses as permissible under Regulation 52 (6) (c), the AMC may charge the following additional costs or expenses to the scheme:

1. In terms of Regulation 52 (6A) (a), Brokerage and transaction costs which are incurred for the purpose of execution of trade up to 0.12 per cent of trade value in case of cash market transactions and 0.05 per cent of trade value in case of derivatives transactions. Further in terms of paragraph 10.1.14 of SEBI Master Circular for Mutual Funds dated May 19, 2023, any payment towards brokerage and transaction cost, over and above the said 0.12 per cent and 0.05 per cent for cash market transactions and derivatives transactions respectively may be charged to the scheme within the maximum limit of Total Expense Ratio (TER) as prescribed under regulation 52 of the SEBI (Mutual Funds) Regulations, 1996. Goods & service tax on brokerage and transaction cost paid for execution of trade, if any, shall be within the limit prescribed under regulation 52 of the Regulations.
2. In terms of Regulation 52 (6A) (b), expenses not exceeding of 0.30 per cent of daily net assets will be charged, if the new inflows from such cities as specified from time to time are at least –
 - i. 30 percent of gross new inflows in the scheme, or;
 - ii. 15 percent of the average assets under management (year to date) of the scheme, whichever is higher:

Provided that if inflows from such cities is less than the higher of sub-clause (i) or subclause (ii), such expenses on daily net assets of the scheme shall be charged on proportionate basis:

Provided further that expenses charged under this clause shall be utilised for distribution expenses incurred for bringing inflows from such cities:

Provided further that amount incurred as expense on account of inflows from such cities shall be credited back to the scheme in case the said inflows are redeemed within a period of one year from the date of investment.

The additional TER in terms of Regulation 52(6A)(b) of SEBI (Mutual Funds) Regulations, 1996 shall be charged based on inflows from Retail Investors from beyond top 30 cities (B-30 cities). Accordingly, the inflows of amount upto Rs 2,00,000/- per transaction, by individual investors shall be considered as

| | <p>inflows from “Retail Investors</p> <p>Note: SEBI vide its letter no. SEBI/HO/IMD-SEC-3/P/OW/2023/5823/1 dated February 24, 2023 and AMFI letter dated No. 35P/ MEM-COR/ 85-a/ 2022-23 dated March 02, 2023 has directed AMCs to keep B-30 incentive structure in abeyance with effect from March 01, 2023 till further notice.</p> <p>3. In terms of Regulation 52 (6A) (c), the scheme may charge additional expenses incurred towards different heads mentioned under regulations (2) and (4), not exceeding 0.05% of the daily net assets. Pursuant to paragraph 10.1.7 of SEBI Master Circular for mutual funds dated May 19, 2023 additional expenses under regulation 52 (6A) (c) shall not be levied if the scheme doesn’t have exit load.</p> <p>4. The Goods and Service Tax (GST) on investment management and advisory fees would be charged in addition to above limit. Further, GST on expenses other than investment and advisory fees shall be borne by the Scheme within the maximum limit of annual recurring expenses as prescribed in Regulation 52.</p> <p>Direct Plan shall have a lower expense ratio excluding distribution expenses, commission, etc., vis-à-vis the Regular Plan and no commission shall be paid from Direct Plan. Both the plans i.e. Direct & Regular shall have common portfolio. However, Regular Plan and Direct Plan shall have different NAVs.</p> <p>For investor education and awareness initiative, the AMC or the Schemes of the Fund will annually set apart at least 0.02 percent of daily net asset of the Schemes of the Fund within the maximum limit of the total expense ratio as per SEBI Regulation.</p> <p>The Mutual Fund would disclose daily Total Expense Ratio (TER) of scheme on the mutual fund website and on the website of AMFI. Any change in the base TER (i.e. TER excluding additional expenses provided in Regulation 52(6A)(b), 52(6A)(c) of SEBI (Mutual Funds) Regulations, 1996 and Goods and Services Tax on investment management and advisory fees) in comparison to previous base TER charged to the scheme/plan will be communicated to investors and the notice of such change in base TER will be updated on the website, at least three working days prior to effecting such change, in the manner specified by SEBI from time to time. Investors can refer https://www.sbimf.com/en-us/disclosure/total-expense-ratio-of-mutual-fund-schemes for Total Expense Ratio (TER) details.</p> <p>Actual expenses for the previous financial year ending March 31,2023:</p> <table border="1" data-bbox="331 1473 1474 1552"> <thead> <tr> <th>Scheme Name</th> <th>Regular Plan</th> <th>Direct Plan</th> </tr> </thead> <tbody> <tr> <td>SBI Blue Chip Fund</td> <td>1.59%</td> <td>0.90%</td> </tr> </tbody> </table> | Scheme Name | Regular Plan | Direct Plan | SBI Blue Chip Fund | 1.59% | 0.90% |
|--|--|-------------|--------------|-------------|--------------------|-------|-------|
| Scheme Name | Regular Plan | Direct Plan | | | | | |
| SBI Blue Chip Fund | 1.59% | 0.90% | | | | | |
| Waiver of Load for Direct Applications | In terms of paragraph 10.4.1(a) of the SEBI Master Circular for Mutual Funds dated May 19, 2023, no entry load shall be charged for all mutual fund schemes. Therefore, the procedure for waiver of load for direct applications is no longer applicable. | | | | | | |
| Tax treatment for the Investors | Investors will be advised to refer to the details in the Statement of Additional Information & also independently refer to their tax advisor. | | | | | | |
| Daily Net Asset Value (NAV) Publication | . The NAV will be calculated and disclosed on every Business Day. NAVs of the Scheme will be displayed on the Website of the Mutual Fund, www.sbimf.com and www.amfiindia.com. NAV will disclosed in the manner as may be specified under SEBI (Mutual Funds) Regulations, 1996. NAV can also be viewed on www.sbimf.com and www.amfiindia.com. The AMC shall update the NAVs on the website of Association of Mutual Funds in India - AMFI (www.amfiindia.com) and on website of the Mutual Fund (www.sbimf.com) by 11.00 p.m. Further, the Mutual Fund shall send the latest available NAVs to unitholders through SMS, upon receiving a specific request in this regard. | | | | | | |

| | <p>In case of non-availability of price/valuation for the underlying overseas investments before aforementioned timeline, consequent to which there would be inability in capturing same day price/valuation for such underlying investments, then NAV of the Scheme will be declared as and when the price/valuation for such underlying securities/ Funds is available. The Mutual Fund shall disclose portfolio (alongwith ISIN) as on the last day of the month of the Scheme on its website viz. www.sbimf.com and on the website of AMFI within 10 days from the close of the month. Further, the half yearly portfolio of scheme shall be disclosed within 10 days from close of each half year on the Website of the Mutual Fund, www.sbimf.com and www.amfiindia.com.</p> | | | | |
|--|--|-----------|-----------------|--|---|
| Monthly Disclosure of Schemes' Portfolio Statement | <p>The Fund shall disclose the scheme's portfolio (along with the ISIN) in the prescribed format as on the last day of the month for all the Schemes of SBI Mutual Fund on its website i.e. www.sbimf.com and on the AMFI's website i.e. www.amfiindia.com within 10 days from the close of the month. Further, the Statement of Scheme portfolio shall be emailed to those unitholders whose email addresses are registered with the Fund within the above prescribed timeline. Further, the AMC shall provide physical copy of the statement of scheme portfolio, without charging any cost, on receipt of a specific request from the unitholder.</p> | | | | |
| Annual Report | <p>Scheme wise Annual Report or an abridged summary thereof shall be provided to all unitholders within four months from the date of closure of the relevant accounts year i.e. 31st March each year as follows:</p> <ol style="list-style-type: none"> 1. The Scheme wise annual report / abridged summary thereof shall be hosted on website of the Fund i.e., www.sbimf.com and on the website of AMFI i.e. www.amfiindia.com. The physical copy of the scheme-wise annual report or abridged summary shall be made available to the unitholders at the registered office of SBI Mutual Fund at all times. 2. The scheme annual report or an abridged summary thereof shall be emailed to those unitholders whose email addresses are registered with the Fund. 3. The AMC shall publish an advertisement on annual basis, in the all India edition of at least two daily newspapers, one each in English and Hindi; disclosing the hosting of the scheme wise annual report on its website viz. www.sbimf.com and on the website of AMFI i.e. www.amfiindia.com and the modes through which a written request can be submitted by the unitholder for obtaining a physical or electronic copy of the scheme-wise annual report or abridged summary. 4. The AMC shall provide physical copy of the abridged summary of the Annual report, without charging any cost, on receipt of a specific request from the unitholder. | | | | |
| For Investor Grievances please Contact | <table border="1" data-bbox="331 1317 1353 1731"> <thead> <tr> <th data-bbox="331 1317 821 1355">Registrar</th> <th data-bbox="821 1317 1353 1355">SBI Mutual Fund</th> </tr> </thead> <tbody> <tr> <td data-bbox="331 1355 821 1731"> Computer Age Management Services Ltd., (SEBI Registration No.: INR000002813) Rayala Towers 158, Anna Salai Chennai - 600002 Tel No.: (044) 28881101/36 Fax : (044) 30407101 Email: enq_sbimf@camsonline.com Website: www.camsonline.com </td> <td data-bbox="821 1355 1353 1731"> Mr. C.A. Santosh (Investor Relations Officer) SBI Funds Management Ltd. 9th Floor, Crescenzo, C-38 & 39, G Block, Bandra Kurla Complex, Bandra (East), Mumbai – 400 051 Tel: 022- 61793537 Email: customer.delight@sbimf.com </td> </tr> </tbody> </table> | Registrar | SBI Mutual Fund | Computer Age Management Services Ltd., (SEBI Registration No.: INR000002813) Rayala Towers 158, Anna Salai Chennai - 600002 Tel No.: (044) 28881101/36 Fax : (044) 30407101 Email: enq_sbimf@camsonline.com Website: www.camsonline.com | Mr. C.A. Santosh (Investor Relations Officer) SBI Funds Management Ltd. 9th Floor, Crescenzo, C-38 & 39, G Block, Bandra Kurla Complex, Bandra (East), Mumbai – 400 051 Tel: 022- 61793537 Email: customer.delight@sbimf.com |
| Registrar | SBI Mutual Fund | | | | |
| Computer Age Management Services Ltd., (SEBI Registration No.: INR000002813) Rayala Towers 158, Anna Salai Chennai - 600002 Tel No.: (044) 28881101/36 Fax : (044) 30407101 Email: enq_sbimf@camsonline.com Website: www.camsonline.com | Mr. C.A. Santosh (Investor Relations Officer) SBI Funds Management Ltd. 9th Floor, Crescenzo, C-38 & 39, G Block, Bandra Kurla Complex, Bandra (East), Mumbai – 400 051 Tel: 022- 61793537 Email: customer.delight@sbimf.com | | | | |
| Unit holders' Information | <p>Pursuant to Regulation 36 of the SEBI Regulation, the following shall be applicable with respect to account statement:</p> <p>The asset management company shall ensure that consolidated account statement for each calendar month is issued, on or before fifteenth day of succeeding month, detailing all the transactions and holding at the end of the month including transaction charges paid to the distributor, across all schemes of all mutual funds, to all the investors in whose folios transaction has taken place during that month:</p> | | | | |

| | |
|---|--|
| | <p>Provided that the asset management company shall ensure that a consolidated account statement every half yearly (September/March) is issued, on or before twenty first day of succeeding month, detailing holding at the end of the six months and commission paid to the distributor, across all schemes of all mutual funds, to all such investors in whose folios no transaction has taken place during that period.</p> <p>Provided further that the asset management company shall identify common investor across fund houses by their permanent account number for the purposes of sending consolidated account statement.</p> <ul style="list-style-type: none"> • Account Statements for investors holding demat accounts: Subsequent account statement may be obtained from the depository participants with whom the investor holds the DP account. • The asset management company shall issue units in dematerialized form to a unitholder of the Scheme within two working days of the receipt of request from the unitholder. <p>In terms of SEBI Circular No. IR/MRD/DP/31/2014 dated November 12, 2014 on Consolidated Account Statement, investors having Demat account has an option to receive consolidated account statement:</p> <ul style="list-style-type: none"> • Investors having MF investments and holding securities in Demat account shall receive a single Consolidated Account Statement (CAS) from the Depository. • Consolidation of account statement shall be done on the basis of Permanent Account Number (PAN). In case of multiple holding, it shall be PAN of the first holder and pattern of holding. The CAS shall be generated on a monthly basis. • If there is any transaction in any of the Demat accounts of the investor or in any of his mutual fund folios, depositories shall send the CAS within fifteen days from the month end. In case, there is no transaction in any of the mutual fund folios and demat accounts then CAS with holding details shall be sent to the investor on half yearly basis. • In case an investor has multiple accounts across two depositories, the depository with whom the account has been opened earlier will be the default depository. <p>The half yearly portfolio of scheme (along with the ISIN) shall be disclosed within 10 days from close of each half year on the Website of the Mutual Fund (www.sbimf.com) and on the Website of AMFI (www.amfiindia.com). Also, the Fund shall email the half yearly portfolio to the unitholders whose email address is registered with the Fund within 10 days from close of each half year. The AMC shall publish an advertisement in all India edition of at least two daily newspapers, one each in English and Hindi, every half year disclosing the hosting of the half-yearly statement of the schemes portfolio on the Website of the Mutual Fund and on the Website of AMFI and shall also specify the modes through which a written request can be submitted by the unitholder for obtaining a copy of the statement of scheme portfolio. Further, before expiry of one month from the close of each half year i.e. on March 31 or September 30, the Fund shall host a soft copy of half – yearly unaudited financial results on the website of the Fund and that of AMFI. A notice shall be published disclosing the hosting of such financial results on the website of the mutual fund, in atleast one English daily newspaper having nationwide circulation and in a newspaper having wide circulation published in the language of the region where the Head Office of the mutual fund is situated.</p> |
| Appointment of MFCentral as Official Point of Acceptance | <p>Pursuant to paragraph 16.6 of the SEBI Master Circular for Mutual Funds dated May 19, 2023, to comply with the requirements of RTA inter-operable Platform for enhancing investors’ experience in Mutual Fund transactions / service requests, the Qualified RTA’s (QRTA’s), KFin Technologies Limited (KFinTech) and Computer Age Management Services Limited (CAMS) have jointly developed MFCentral – A digital platform for Mutual Fund investors.</p> <p>MFCentral is created with an intent to be a one stop portal / mobile app for all Mutual fund investments and service-related needs of investors that significantly reduces the need for submission of physical documents by enabling various digital / phygital (involving both physical and digital processing) services to Mutual fund investors across fund houses subject to applicable Terms & Conditions of the Platform. MFCentral will be enabling various features and services in a phased manner. MFCentral may be accessed using https://mfcentral.com/ and a Mobile App in future.</p> |

| | |
|--|--|
| | <p>With a view to comply with all provisions of the aforesaid circular and to increase digital penetration of Mutual funds, SBI Mutual Fund designates MFCentral as its Official Point of Acceptance (DISC – Designated Investor Service Centre).</p> <p>Any registered user of MFCentral, requiring submission of physical document as per the requirements of MFCentral, may do so at any of the DISC or collection centres of KFinTech or CAMS.</p> |
|--|--|

Note - For further details of the Scheme, investors are requested to refer Scheme Information Document

How this scheme is different from the existing schemes of SBI Mutual Fund:

| Scheme Name | Investment objectives | Investment Strategy | Asset Allocation | AUM (Rs. In crores) (as on September 30, 2023) | Folio (as on September 30, 2023) |
|----------------------------|--|---|--|--|----------------------------------|
| SBI Magnum Equity ESG Fund | <p>The objective of the scheme is to provide investors with opportunities for long-term growth in capital through an active management of investments in a diversified basket of companies following Environmental, Social and Governance (ESG) criteria.</p> <p>The Fund aims at achieving its objectives by aligning itself to its Responsible Investment Policy and using ESG assessments of constituent companies to minimise risks arising from ESG factors and</p> | <p>SBI Magnum Equity ESG Fund shall follow a combination of the following strategies and processes for stock selection:</p> <p>a) Exclusion/Negative Screening based on adverse impact: The Fund excludes sectors with a negative social connotation like habit forming substances/practices like alcohol, tobacco, gambling and adult entertainment. The fund also excludes controversial weapons that especially include weapons of mass destruction.</p> <p>It will cover the following:</p> <p>i. Characteristic: Social adverse impact</p> <p>ii. Threshold/Conditions for exclusion: The fund shall not invest in companies in the above-mentioned sectors if they derive 5% or</p> | <ul style="list-style-type: none"> • Equity and equity related instruments of following Environmental, Social and Governance (ESG) criteria (including derivatives and foreign securities)– 80% - 100% • Other equities and equity related instruments - 0%- 20% • Units issued by REIT/InvIT - 0% - 10% • Debt instruments (including securitized debt) - 0% - 20% • Money Market Instruments - 0% - 20% | 5023.78 | 3,95,421 |

| Scheme Name | Investment objectives | Investment Strategy | Asset Allocation | AUM (Rs. In crores) (as on September 30, 2023) | Folio (as on September 30, 2023) |
|-------------|---|---|------------------|--|----------------------------------|
| | <p>deliver risk-adjusted returns to the investors. The fund uses negative screening, ESG integration and best-in-class approaches for stock selection.</p> <p>However, there is no guarantee or assurance that the investment objective of the scheme will be achieved.</p> | <p>more consolidated revenue from such sectors</p> <p>iii. Reference: Ethical or Socially Responsible investors across the world tend to exclude sin stocks, as the companies involved are thought to be making money from exploiting human weaknesses and vices. These exclusions may arise from faith-based preferences, or an organisation's own interpretation of ethics or sustainability. The scheme shall use a blended approach and excludes sectors such as alcohol, tobacco, gambling, adult entertainment, and controversial weapons.</p> <p>b) Integration: ESG integration is an integral part of the stock selection process for the scheme. The following process is followed for stock selection:</p> <ul style="list-style-type: none"> • Sector Exclusions: Alcohol, Gambling, Tobacco, Adult Entertainment, Controversial Weapons. • Additional Exclusions: Lowest rated/scored companies on third party | | | |

| Scheme Name | Investment objectives | Investment Strategy | Asset Allocation | AUM (Rs. In crores) (as on September 30, 2023) | Folio (as on September 30, 2023) |
|-------------|-----------------------|---|------------------|--|----------------------------------|
| | | <p>ESG data provider's framework.</p> <ul style="list-style-type: none"> • Fundamental Financial Analysis of companies by sector specialist analysts • ESG analysis of all new/foreign/unrated companies is done by SBI Funds Management's (SBI FM's) proprietary framework by financial analysts along with review by SBI FM's ESG analysts. Red flags are identified in the material ESG issues identified for companies covered by third party/proprietary ratings and active engagement is undertaken with the managements to discuss the ESG issues. Monitoring and discussions on changes in ESG ratings is undertaken every month in the ESG Review Meetings. SBI FM's Stewardship Report highlights such cases of active engagement. The report is available at: https://www.sbimf.com • Fund Managers consider both the analyses: financial and ESG to make investment decisions • Any over-ride/exception is discussed and deliberated upon and is approved first by the Investment | | | |

| Scheme Name | Investment objectives | Investment Strategy | Asset Allocation | AUM (Rs. In crores) (as on September 30, 2023) | Folio (as on September 30, 2023) |
|-------------|-----------------------|--|------------------|--|----------------------------------|
| | | <p>committee and such decision would be duly recorded.</p> <p>c) Best-in-class/Positive screening: When selecting stocks amongst a set of companies in the same sector / class, fund managers consider the financial parameters as well as the ESG scores on the third party/proprietary framework to select the suitable stocks</p> <p>The specific metrics for Best-in-class/Positive screening: ESG Scores, controversy history, best potential for improvement in ESG performance</p> <p>d) Decision-making process for Investing: The Fund uses an AMFI empanelled, third-party, ESG Ratings Provider for Ratings Reports, and other research to aid decision-making process.</p> <p>The ESG ratings provider (ERP) follows a sector agnostic framework and provides weightages to environmental, social and governance pillars, with governance having the highest weight in accordance with the importance provided to the factors by the ERP's</p> | | | |

| Scheme Name | Investment objectives | Investment Strategy | Asset Allocation | AUM (Rs. In crores) (as on September 30, 2023) | Folio (as on September 30, 2023) |
|-------------|-----------------------|---|------------------|--|----------------------------------|
| | | <p>methodology. Companies are scored on a scale of 1-100, where 100 is the highest. Under “E” and “S” assessment, the final score is a combination of company scores and sector scores. The company scores assess a company’s material parameters within the “E” or “S” pillars in relation to its peers within a sector, whereas the sector scores indicate how the sector fares relative to other sectors on “E” or “S” parameters. Controversial incidents invite a negative scoring or deflator on the “E”, “S” or “G” pillar scores. The methodology of the ERP is available here: https://www.sbimf.com/en-us/PDF/ESG_Methodology.pdf</p> <p>SBI Funds Management’s (SBI FM’s) proprietary framework is sector agnostic in construct but provides guidelines to rate parameters based on relevance to the business. Governance is the most highly weighted pillar as SBI FM believes that well governed companies with strong leadership are able to create environmental and social positive value too. SBI FM’s ESG rating framework looks at ESG</p> | | | |

| Scheme Name | Investment objectives | Investment Strategy | Asset Allocation | AUM (Rs. In crores) (as on September 30, 2023) | Folio (as on September 30, 2023) |
|--|--|---|--|--|----------------------------------|
| | | <p>risks based on business activities and the mitigation measures taken by the company to avoid/reduce the impact. This is complemented by controversy tracking and all three components help in arriving at an ESG score. The Responsible Investment Policy explains the process in detail.</p> <p>Proper systemic and review controls in place to ensure ESG principles defined above are appropriately adopted and reported.</p> | | | |
| SBI Banking & Financial Services Fund | However, there can be no assurance that the investment objective of the Scheme will be realized. | <p>Financial services companies are firms that are engaged in providing non-banking financial services to customers. The classification of Financial service companies will be largely guided by AMFI sector classification. The indicative list of industry under financial services includes:</p> <ul style="list-style-type: none"> ·Housing Finance ·Micro Finance ·Stock broking & Allied ·Wealth Management ·Rating Agencies ·Asset Management Companies ·Insurance Companies ·Stock/ Commodities Exchange ·Other NBFC's ·Any other company which may derive 70% or more of | <ul style="list-style-type: none"> • The AMC shall update the NAVs on the website of Association of Mutual Funds in India - AMFI (www.amfiindia.com) and on website of Fund (www.sbimf.com) by 11.00 p.m. Further, the Mutual Fund shall send the latest available NAVs to unitholders through SMS, upon receiving a specific request in this regard. • Other equities and equity related instruments – 0% - 20% • Units issued by REIT/InvIT – 0% - 10% Debt instruments (including securitized debt) – 0% - 20% • Money Market Instruments – 0% - 20% | 4,298.21 | 2,52,011 |

| Scheme Name | Investment objectives | Investment Strategy | Asset Allocation | AUM (Rs. In crores) (as on September 30, 2023) | Folio (as on September 30, 2023) |
|-------------------------|--|--|---|--|----------------------------------|
| | | its revenue from companies engaged in financial services | | | |
| SBI Large & Midcap Fund | To provide the investor with the opportunity of long term capital appreciation by investing in diversified portfolio comprising predominantly large cap and mid cap companies. | The scheme follows a blend of growth and value style of investing. The fund will follow a combination of top down and bottom-up approach to stock-picking and choose companies across sectors. The scheme will invest in diversified portfolio of large cap and mid cap stocks. Large Cap: 1st - 100th company in terms of full market capitalization. Mid Cap: 101st to 250th company in terms of full market capitalization. The exposure to these will be as per limits/classification defined by AMFI/SEBI from time to time | <ul style="list-style-type: none"> Equity and equity related instruments of large cap companies (including derivatives) - 35% - 65% Equity and equity related instruments of mid cap companies (including derivatives) – 35% - 65% Other equities and equity related instruments – 0% - 30% Units issued by REIT/InVIT – 0%- 10% Debt instruments (including securitized debt) – 0% - 30% Money Market Instruments – 0% - 30% | 15,709.63 | 8,45,722 |
| SBI Magnum Global Fund | To provide the investor with the opportunity of long term capital appreciation by investing in diversified portfolio comprising primarily of MNC companies | The fund will follow a bottom-up approach to stock-picking and choose companies across sectors/market capitalization which fall under the criteria of MNC. MNC Companies will be those: 1. Major Shareholding is by foreign entity, 2. Indian companies having over 50% turnover from regions outside India, 3. Foreign listed Companies | <ul style="list-style-type: none"> Equity and equity related companies within MNC space including derivatives and foreign securities – 80-100% Other equities and equity related instruments – 0% - 20% Units issued by REIT/InVIT – 0% - 10% Debt instruments (including securitized debt) – 0% - 20% Money Market Instruments – 0% - 20% | 6,319.46 | 3,81,298 |
| SBI Technology | To provide the investor with the opportunity of | The fund will follow a bottom-up approach to stock-picking and choose | <ul style="list-style-type: none"> Equities and equity related securities in technology and technology related securities | 3,261.66 | 3,26,328 |

| Scheme Name | Investment objectives | Investment Strategy | Asset Allocation | AUM (Rs. In crores) (as on September 30, 2023) | Folio (as on September 30, 2023) |
|-----------------------------------|--|--|--|--|----------------------------------|
| Opportunities Fund | long term capital appreciation by investing in a diversified portfolio of equity and equity related securities in technology and technology related companies. | <p>companies which are expected to derive benefit from development, use and advancement of technology. These will predominantly include companies in the following industries:</p> <ul style="list-style-type: none"> · Technology services, including IT management, software, Data and IT Infrastructure services including Cloud computing, mobile computing infrastructure · Internet technology enabled services including e-commerce, technology platforms, IoT (Internet of Things) and other online services · Electronic technology, including computers, computer products, and electronic components · Telecommunications, including networking, wireless, and wireline services, equipment and support; · Media and information services, including the distribution of information and content providers · IT products, hardware and components like PCs, Laptops, Servers, Chips, Semi-conductors etc. | <p>(including derivatives and foreign securities) – 80%-100%</p> <ul style="list-style-type: none"> • Other equities and equity related instruments – 0% -20% • Units issued by REIT/InvIT – 0%-10% • Debt instruments (including securitized debt) – 0% - 20% • Money Market Instruments – 0%-20% | | |
| SBI Healthcare Opportunities Fund | To provide the investors with the opportunity of long term capital appreciation by | The fund will follow a bottom-up approach to stock-picking and choose companies within the healthcare space. The | <ul style="list-style-type: none"> • Equities and equity related securities in Healthcare space (including derivatives and foreign securities) – 80%-100% | 2,060.10 | 1,18,928 |

| Scheme Name | Investment objectives | Investment Strategy | Asset Allocation | AUM (Rs. In crores) (as on September 30, 2023) | Folio (as on September 30, 2023) |
|------------------------------------|--|---|--|--|----------------------------------|
| | investing in a diversified portfolio of equity and equity related securities in Healthcare space | scheme will invest in stocks of companies engaged in: <ol style="list-style-type: none"> 1. Pharmaceuticals 2. Hospitals 3. Medical Equipment 4. Healthcare service providers 5. Biotechnology | <ul style="list-style-type: none"> • Other equities and equity related instruments – 0%-20% • Units issued by REIT/InVIT – 0% - 10% • Debt instruments (including securitized debt) – 0% to 20% • Money Market Instruments – 0% - 20% | | |
| SBI Consumption Opportunities Fund | To provide the investor with the opportunity of long term capital appreciation by investing in a diversified portfolio of equity and equity related securities in Consumption space. | The fund will follow a bottom-up approach to stock-picking and choose companies within the Consumption space. The scheme will invest in stocks of companies engaged in: <ol style="list-style-type: none"> 1. Consumer durables 2. Consumer non-durables 3. Retail 4. Textiles 5. Auto OEM's 6. Media & entertainment 7. Hotels, resorts & travel services. 8. Education services 9. Airlines 10. E-commerce 11. Consumer transportation & logistics services. | <ul style="list-style-type: none"> • Equities and equity related securities in Consumption sector (including derivatives and foreign securities) – 80%-100% • Other equities and equity related instruments – 0%- 20% • Units issued by REIT/InVIT – 0% - 10% • Debt instruments (including securitized debt) – 0% -20% • Money Market Instruments – 0% - 20% | 1,631.69 | 1,02,632 |
| SBI Focused Equity Fund | The investment objective of the Scheme is to provide the investor with the opportunity of long term capital appreciation by investing in a concentrated portfolio of equity and equity related securities. | The fund will follow a bottom-up approach to stock-picking and invest in companies across market capitalization and sectors. The fund will take high conviction bets and the total number of securities would be equal to or under 30. | <ul style="list-style-type: none"> • Equity and equity related instruments including derivatives – 65% - 100% • Units issued by REIT/InVIT - 0% - 10% • Debt instruments (including securitized debt) - 0% - 35% • Money Market Instruments - 0% - 35% | 29,773.07 | 14,19,204 |

| Scheme Name | Investment objectives | Investment Strategy | Asset Allocation | AUM (Rs. In crores) (as on September 30, 2023) | Folio (as on September 30, 2023) |
|----------------------------------|--|--|---|--|----------------------------------|
| SBI Equity Minimum Variance Fund | to provide long term capital appreciation by investing in a diversified basket of companies in Nifty 50 Index while aiming for minimizing the portfolio volatility. | The scheme will invest in companies forming a part of Nifty 50 Index, weighting the stocks with the endeavor to minimise the variance of the portfolio. | <ul style="list-style-type: none"> Equity and equity related instruments including derivatives – 90% - 100% Debt and money market instrument including units of mutual fund - 0% - 10% | 160.38 | 13,647 |
| SBI Magnum Midcap Fund | To provide investors with opportunities for long-term growth in capital along with the liquidity of an open-ended scheme by investing predominantly in a well diversified basket of equity stocks of Midcap companies. | The scheme follows a blend of growth and value style of investing. The fund will follow a bottom-up approach to stock-picking and choose companies across sectors. The scheme will invest predominantly in diversified portfolio of mid cap stocks. Mid Cap means:101st to 250th company in terms of full market capitalization. The exposure will be as per limits/classification defined by AMFI/SEBI from time to time. | <ul style="list-style-type: none"> Equity and equity related instruments of midcap companies (including derivatives) – 65%-100% Other equities and equity related instruments – 0-35% Units issued by REIT/InVIT – 0% - 10% Debt instruments (including securitized debt) – 0% - 35% Money Market Instruments – 0% - 35% | 13,245.52 | 9,07,290 |
| SBI Magnum Comma Fund | To generate opportunities for growth along with possibility of consistent returns by investing predominantly in a portfolio of stocks of companies engaged in the commodity and commodity | The scheme would at all times have an exposure of atleast 80% of its investments in stocks of companies engaged in the commodity and commodity related businesses (derived from commodities). The scheme could invest in companies providing inputs to commodity manufacturing companies. | <ul style="list-style-type: none"> Equity and equity related securities of commodity and related companies (including foreign securities)– 80% -100% Other equities and equity related instruments – 0%-20% Units issued by REIT/InVIT – 0% - 10% Debt instruments (including securitized debt) – 0% - 20% Money Market Instruments – 0% - 20% | 476.42 | 51,961 |

| Scheme Name | Investment objectives | Investment Strategy | Asset Allocation | AUM (Rs. In crores) (as on September 30, 2023) | Folio (as on September 30, 2023) |
|-------------------------|--|---|---|--|----------------------------------|
| | related businesses. | The scheme will invest in stocks of companies engaged in: <ol style="list-style-type: none"> 1. Oil & Gas (Petrochemicals, Power, and Gas etc.), 2. Metals (Zinc, Copper, Aluminum, Bullion, and Silver etc.), 3. Materials (Paper, jute, cement etc.) Agriculture (Sugar, Edible Oil, Soya, Tea and Tobacco etc.), 4. Textiles 5. Tea & Coffee | | | |
| SBI Infrastructure Fund | To provide investors with opportunities for long-term growth in capital through an active management of investments in a diversified basket of equity stocks of companies directly or indirectly involved in the infrastructure growth in the Indian economy and in debt & money market instruments. | The scheme will be positioned as a sectoral fund and not as a diversified equity fund. The scheme will invest in companies broadly within the following areas/sectors of the economy namely – <ol style="list-style-type: none"> 1. Airports 2. Banks, Financial Institutions, Term lending Institutions and NBFCs 3. Cement & Cement Products 4. Coal 5. Construction 6. Electrical & Electronic components 7. Engineering 8. Energy including Coal, Oil & Gas, Petroleum & Pipelines 9. Industrial Capital Goods & Products 10. Metals & Minerals 11. Ports 12. Power and Power equipment 13. Road & Railway initiatives 14. Telecommunication 15. Transportation 16. Urban Infrastructure including Housing & Commercial Infrastructure 17. | <ul style="list-style-type: none"> • Equity and equity related securities of companies in infrastructure sector (including foreign securities*) – 80% - 100% • Other equities and equity related instruments – 0% - 20% • Units issued by REIT/InvIT – 0% - 10% • Debt instruments (including securitized debt) – 0% - 20% • Money Market Instruments – 0% - 20% | 1288.47 | 1,45,389 |

| Scheme Name | Investment objectives | Investment Strategy | Asset Allocation | AUM (Rs. In crores) (as on September 30, 2023) | Folio (as on September 30, 2023) |
|--------------|---|--|---|--|----------------------------------|
| | | Commercial Vehicles 18. Industrial Manufacturing 19. Logistic Service provider | | | |
| SBI PSU Fund | To provide investors with opportunities for long-term growth in capital along with the liquidity of an open-ended scheme through an active management of investments in a diversified basket of equity stocks of domestic Public Sector Undertakings (and their subsidiaries) and in debt and money market instruments issued by PSUs and others. | The primary strategy of the scheme would be to invest in the stocks of the PSU companies and their subsidiaries. The scheme may invest in quasi PSUs /subsidiaries of PSUs: 1. which could be part of PSU index 2. defined by management control or ability to appoint key managerial personnel and not necessarily by equity stake of 51% (but minimum PSU/ Central govt / state govt stake of 35% and highest among others is required).The scheme would endeavor to identify market opportunities and at the same time would sufficiently diversify its equity portfolio and control liquidity risks and non-systematic risks by selecting well researched stocks which have growth prospects on a long and mid-term basis in order to provide stability and possibility of returns in the scheme Investment in equities would be done through primary as well as secondary market, private placement / QIP, preferential/firm allotments or any other mode as may be | <ul style="list-style-type: none"> Equities of PSU companies and their subsidiaries (including derivatives) – 80% -100% Other equities and equity related instruments – 0% -20% Units issued by REIT/InvIT – 0% - 10% Debt instruments (including securitized debt) – 0% - 20% Money Market Instruments – 0% - 20% | 842.09 | 57,406 |

| Scheme Name | Investment objectives | Investment Strategy | Asset Allocation | AUM (Rs. In crores) (as on September 30, 2023) | Folio (as on September 30, 2023) |
|---------------------------|---|--|--|--|----------------------------------|
| | | prescribed/ available from time to time. | | | |
| SBI Small Cap Fund | To provide investors with opportunities for long-term growth in capital along with the liquidity of an open-ended scheme by investing predominantly in a well-diversified basket of equity stocks of small cap companies. | The scheme follows a blend of growth and value style of investing. The scheme will follow a bottom-up approach to stock-picking and choose companies within the small cap space. Small Cap means: 251st company onwards in terms of full market capitalization. The exposure will be as per limits/classification defined by AMFI/SEBI from time to time | <ul style="list-style-type: none"> • Equity and equity related instruments of small cap companies (including derivatives) – 65% - 100% • Other equities and equity related instruments – 0% - 35% • Units issued by REIT/InVIT – 0% - 10% • Debt instruments (including securitized debt) – 0% - 35% • Money Market Instruments – 0% - 35% | 21,320.38 | 22,73,624 |
| SBI Contra Fund | To provide the investor with the opportunity of long term capital appreciation by investing in a diversified portfolio of equity and equity related securities following a contrarian investment strategy. | The fund will follow a combination of top-down and bottom-up approach to stock-picking and choose companies within the contrarian investment theme. | <ul style="list-style-type: none"> • Equity and equity related instruments of companies which follow the contrarian investment theme (including derivatives) – 65%-100% • Other equities and equity related instruments – 0%-35% • Units issued by REIT/InVIT – 0%-10% • Debt instruments (including securitized debt) – 0%-35% • Money Market Instruments – 0% - 35% | 16,339.36 | 11,49,476 |
| SBI Long Term Equity Fund | The prime objective of scheme is to deliver the benefit of investment in a portfolio of equity | Fund will be investing in equity & equity related instruments as also debt instruments, and money market instruments (such as money market, | <ul style="list-style-type: none"> • Equities, Cumulative Convertible Preference Shares, and Fully Convertible Debentures (FCDs) & Bonds – 80 -100% | 16,245.72 | 12,92,424 |

| Scheme Name | Investment objectives | Investment Strategy | Asset Allocation | AUM (Rs. In crores) (as on September 30, 2023) | Folio (as on September 30, 2023) |
|-------------------|---|---|---|--|----------------------------------|
| | <p>shares, while offering deduction on such investment made in the scheme under section 80C of the Income-tax Act, 1961. It also seeks to distribute income periodically depending on distributable surplus.</p> <p>Investments in this scheme would be subject to a statutory lock-in of 3 years from the date of allotment to avail Section 80C benefits.</p> | <p>term/notice money market, repos, reverse repos and any alternative to the call money market as may be directed by the RBI). Investment shall also be made in Partly Convertible Debentures (PCDs) and bonds including those issued on rights basis subject to the condition that as far as possible the non-convertible portion of the debentures so acquired or subscribed shall be divested within a period of 12 months. The balance funds shall be invested in short term money market instruments or other liquid instruments or both.</p> <p>In line with CBDT guidelines, the Fund will invest at least 80% of the net assets in equity and equity related instruments.</p> | <ul style="list-style-type: none"> • Money Market Instruments – 0% - 20% | | |
| SBI Multicap Fund | <p>The investment objective of the scheme is to provide investors with opportunities for long term growth in capital from a diversified portfolio of equity and equity related instruments across market capitalization.</p> | <p>The scheme will follow a bottom-up approach to stock-picking and choose companies across sectors. The scheme will invest in diversified portfolio of stocks across market capitalization. Large Cap Stocks – 1st -100th company in terms of full market capitalization. Mid Cap:101st to 250th company in terms of full market capitalization. Small Cap: 251st company onwards in terms of full</p> | <ul style="list-style-type: none"> • Equity and Equity related instruments: Minimum investment in equity & equity related instruments (including derivatives) – 75% of total assets in the following manner: Large Cap Companies – 25%- 50% Mid Cap Companies – 25%- 50% Small Cap Companies – 25% - 50% • Debt securities (including securitized debt^ & debt derivatives) and money market instruments – 0%-25% • Units issued by REITs and InvITs* - 0% - 10% | 13,251.37 | 6,58,135 |

| Scheme Name | Investment objectives | Investment Strategy | Asset Allocation | AUM (Rs. In crores) (as on September 30, 2023) | Folio (as on September 30, 2023) |
|--|--|---|---|--|----------------------------------|
| | However, there can be no assurance that the investment objective of the Scheme will be realized. | market capitalization. The exposure across these stocks will be in line with limits/classification defined by AMFI/SEBI from time to time. | | | |
| SBI Flexicap Fund (previously known as SBI Magnum MultiCap Fund) | To provide investors with opportunities for long-term growth in capital along with the liquidity of an open-ended scheme through an active management of investments in a diversified basket of equity stocks spanning the entire market capitalization spectrum and in debt and money market instruments. | The scheme will follow a bottom-up approach to stock-picking and choose companies across sectors/styles. The scheme will invest in diversified portfolio of stocks across market capitalization. Large Cap Stocks – 1st - 100th company in terms of full market capitalization. Mid Cap: 101st to 250th company in terms of full market capitalization. Small Cap: 251st company onwards in terms of full market capitalization. The exposure across these stocks will be in line with limits/classification defined by AMFI/SEBI from time to time | <ul style="list-style-type: none"> • Equity and equity related instruments (including derivatives) – 65% -100% • Units issued by REIT/InvIT – 0% - 10% • Debt instruments (including securitized debt) – 0% - 35% • Money Market Instruments – 0% - 35% | 18,022.67 | 9,22,508 |
| SBI Dividend Yield Fund | The investment objective of the scheme is to provide investors with opportunities for capital appreciation and/or dividend distribution by investing predominantly in | The scheme would invest predominantly (at least 65% of the net assets) in companies that have a relatively high dividend yield, at the time of making the investment. Companies may also choose to do a buyback in addition to or as an alternative to dividend. This also constitutes a yield to | <ul style="list-style-type: none"> • Equity and equity related instruments of dividend yielding companies (including equity derivatives) - 65% - 100% • Other equities and equity related instruments – 0% - 35% • Debt securities (including securitized debt & debt derivatives) and money market instruments – 0% -35% • Units issued by REITs and InvITs - 0%-10% | 5,256.83 | 1,64,944 |

| Scheme Name | Investment objectives | Investment Strategy | Asset Allocation | AUM (Rs. In crores) (as on September 30, 2023) | Folio (as on September 30, 2023) |
|-------------|--|---|------------------|--|----------------------------------|
| | <p>a well-diversified portfolio of equity and equity related instruments of dividend yielding companies.</p> <p>However, there can be no assurance that the investment objective of the Scheme will be realized.</p> | <p>shareholders and will be accordingly used while calculating dividend yield. The Scheme will consider dividend yielding stocks which have paid dividend (or done a buyback) in at least one of the three preceding financial years.</p> <p>While trailing dividend yield will be an important factor in selecting a stock, the fund manager will also consider on business fundamentals, industry outlook, absolute as well as relative valuations, quality of management, ESG parameters & various other fundamental factors.</p> <p>Further, to achieve diversification the Scheme may also invest residual net assets i.e. up to 35% of the net assets in companies other than Dividend Yielding Companies.</p> <p>The overall endeavour is to construct a portfolio with aggregate dividend yield that is at least 50% higher than that of the Nifty 50 Index.</p> <p>The scheme will follow a bottom-up approach to stock-picking and choose companies across sectors. The scheme will invest in</p> | | | |

| Scheme Name | Investment objectives | Investment Strategy | Asset Allocation | AUM (Rs. In crores) (as on September 30, 2023) | Folio (as on September 30, 2023) |
|-------------|-----------------------|--|------------------|--|----------------------------------|
| | | <p>diversified portfolio of stocks across market capitalization.</p> <p>Thus, the investment strategy of the Scheme would focus on identifying and investing in a basket of dividend yield companies from domestic as well as global universe.</p> | | | |

For more details, refer Scheme Information Document.

Please refer to Common Equity KIM for guidelines, application forms and terms & conditions (including SIP, STP, SWP, Trigger, etc.)

Date: October 31,2023