



Mutual Fund Monthly Newsletter

SEPTEMBER 2017

CHANGE YOUR SAVING HABIT TO EARN MORE

- START INVESTING IN MUTUAL FUND



MUTUAL FUND INDUSTRY SYNOPSIS

MUTUAL FUNDS SEE RS 62,000 CR INFLOW IN AUGUST

INVESTORS HAVE PUMPED IN CLOSE TO RS 62000 CRORE INTO VARIOUS MUTUAL FUND SCHEMES IN AUGUST, DRIVEN BY EQUITY AND MONEY MARKET FUNDS. LIQUID AND MONEY MARKET FUND CATEGORY WITNESSED RS 21,352 CRORE AND EQUITY AND EQUITY LINKED SCHEMES ATTRACTED RS 20,362 CRORE IN LAST MONTH.

AUM OF MUTUAL FUND INDUSTRY AT RECORD HIGH

AUM OF INDIAN MUTUAL FUND INDUSTRY FOR THE MONTH OF AUGUST 2017 STOOD AT RS 20.97 LAKH CRORE. ASSETS UNDER MANAGEMENT AS ON AUG 31, 2017 STOOD AT RS 20.59 LAKH CRORE.

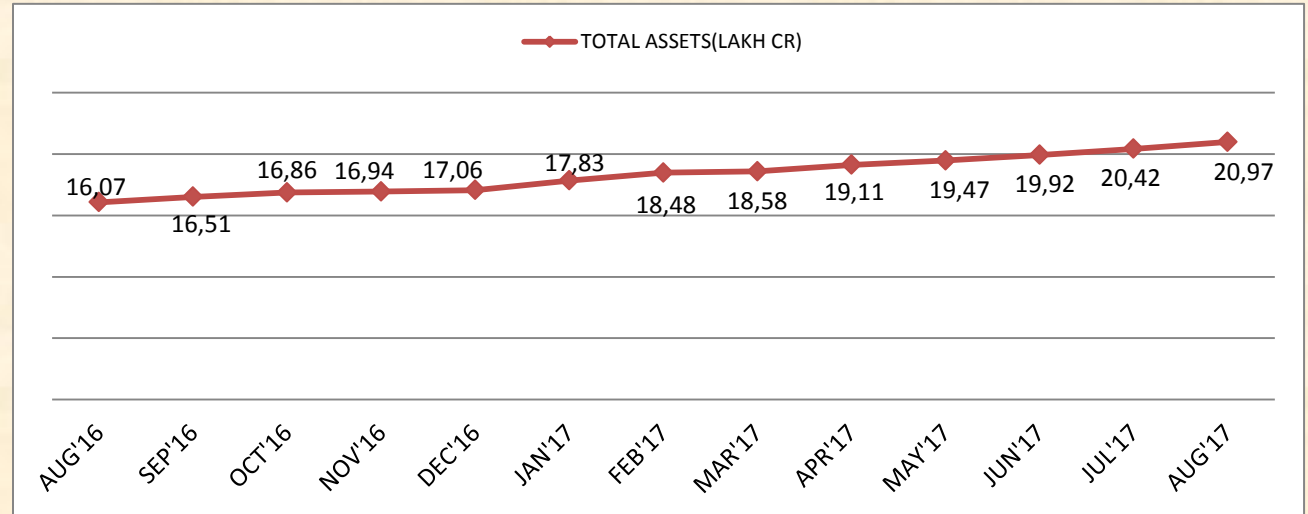
MORE THAN SIX FOLD INCREASE IN A SPAN OF ABOUT 10 YEARS

THE AUM OF THE INDIAN MF INDUSTRY HAS GROWN FROM RS 3.26 TRILLION AS ON MARCH 31, 2007 TO RS 20.59 TRILLION AS ON AUGUST 31, 2017.

INFLOWS THROUGH THE SIP ROUTE HIT RECORD HIGH

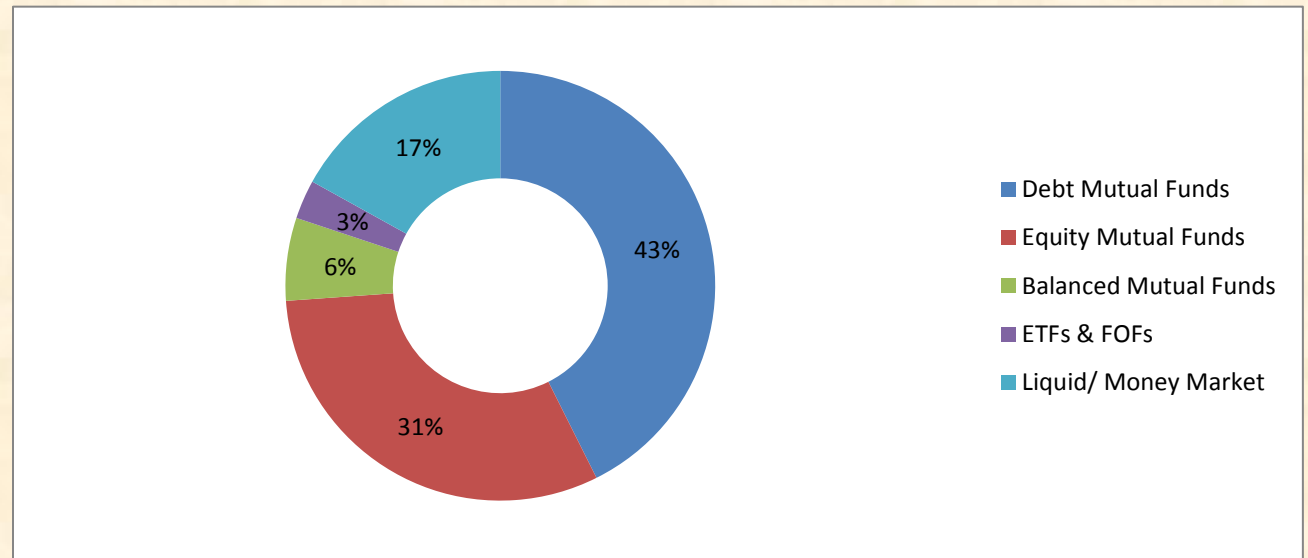
NET INFLOWS THROUGH THE SIP ROUTE HIT AN ALL TIME HIGH OF RS 5,206 CRORE IN AUGUST. AVERAGE MONTHLY SIP INFLOWS SO FAR IN FY18 HAS BEEN RS 4,636 CRORE, UP 27% OVER THE MONTHLY AVERAGE OF RS 3,626 CRORE LAST YEAR.

MUTUAL FUND INDUSTRY AUM



Source: AMFI

SCHEME WISE COMPOSITION OF ASSET



Source: AMFI

OUT OF THE TOTAL ASSETS OF THE MUTUAL FUND INDUSTRY, 17.6% CAME FROM B15 LOCATIONS IN AUGUST 2017

ASSETS FROM B15 LOCATIONS HAVE INCREASED FROM RS 2.66 LAKH CRORE IN AUGUST 2016 TO RS 3.70 LAKH CRORE IN AUGUST 2017.

THE RATE OF GROWTH IN ASSETS FOR B15 LOCATIONS WAS 39.1% AND FOR T15 LOCATIONS WAS 28.77% AS COMPARED TO THE INDUSTRY’S GROWTH RATE OF 30.5%.

B15 HAS A MORE BALANCED MIX THAN T15

B15 LOCATIONS HAVE A BETTER BALANCE OF EQUITY AND NON EQUITY ASSETS – 56% OF THE ASSETS FROM B15 LOCATIONS IS IN EQUITY SCHEMES AND ONLY 32% FROM T15 LOCATIONS IN AUGUST 2017

COMPOSITION OF INVESTOR’S HOLDING

INDIVIDUAL INVESTORS PRIMARILY HOLD EQUITY ORIENTED SCHEMES WHILE INSTITUIONS HOLD LIQUID AND DEBT ORIENTED SCHEMES.

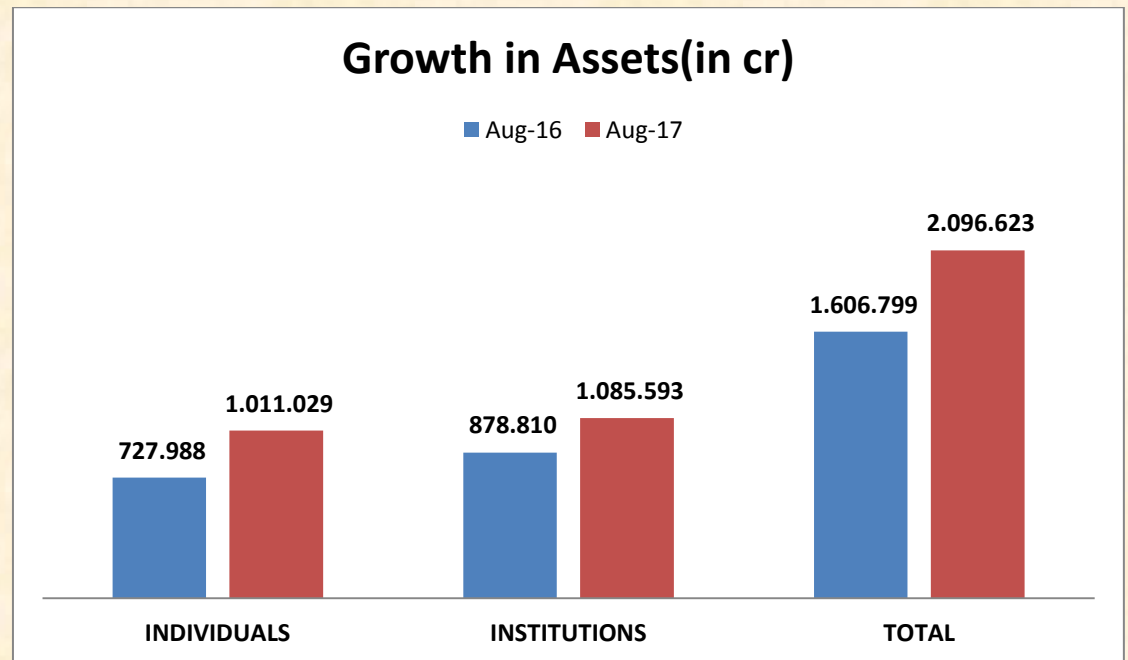
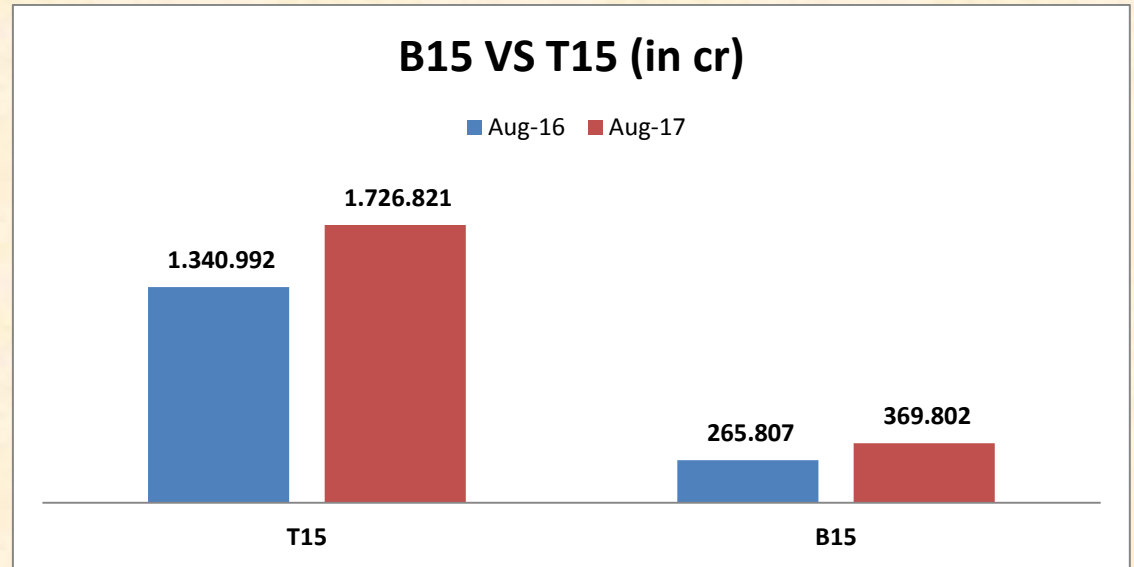
63% OF INDIVIDUAL INVESTOR ASSETS ARE HELD IN EQUITY ORIENTED SCHEMES.

84% OF INSTITUIONS ASSETS ARE HELD IN LIQUID/ MONEY MARKET SCHEMES AND DEBT ORIENTED SCHEMES.

GROWTH IN ASSETS

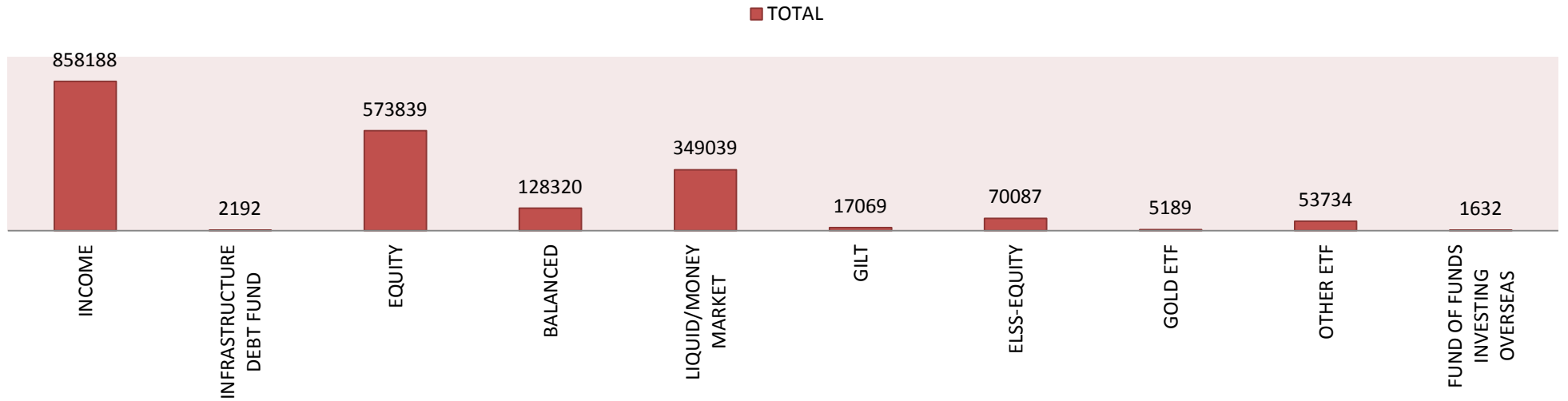
VALUE OF ASSETS HELD BY INDIVIDUAL INVESTORS IN MUTUAL FUNDS INCREASED FROM RS 7.28 LAKH CRORE IN AUGUST 2016 TO RS 10.11 LAKH CRORE IN AUGUST 2017, AN INCREASE OF 39%

GROWTH IN INSTITUTIONAL ASSETS INCREASED FROM RS 8.79 LAKH CRORE TO RS 10.86 LAKH CRORE, AN INCREASE OF 23.5%.



*T15 refers to the Top 15 geographical locations in India and B15 refers to cities beyond them

Category wise AUM(in cr)

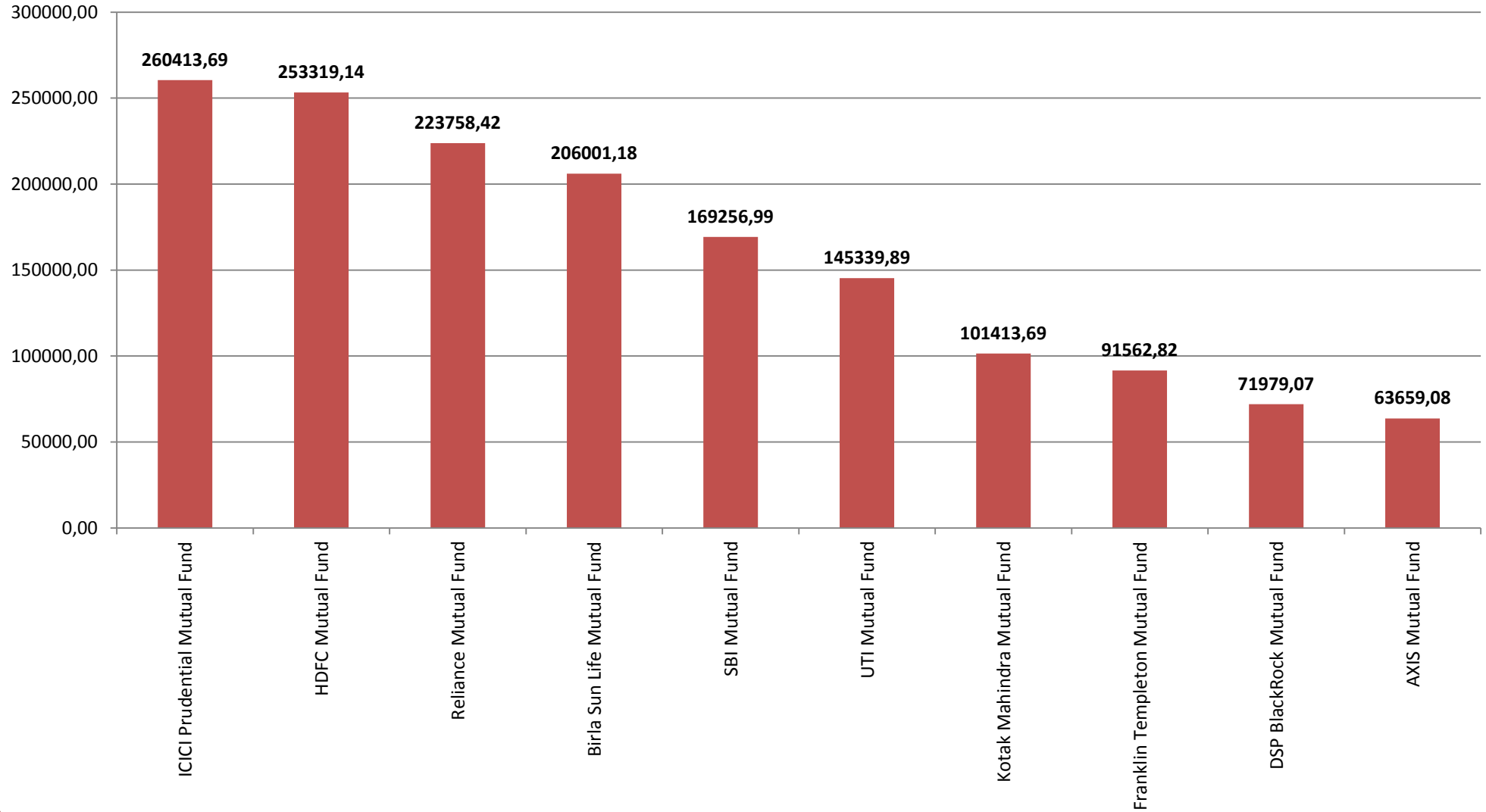


Source: AMFI

Category	Open End	Close End	Interval Fund	TOTAL	% To Total
Income	732524	121971	3693	858188	41.67%
Infrastructure Debt Fund	0	2192	0	2192	0.11%
Equity	546038	27801	0	573839	27.87%
Balanced	128320	0	0	128320	6.23%
Liquid/Money Market	349039	0	0	349039	16.95%
Gilt	17069	0	0	17069	0.83%
ELSS - Equity	66151	3936	0	70087	3.40%
Gold ETF	5189	0	0	5189	0.25%
Other ETFs	53734	0	0	53734	2.61%
Fund Of Funds Investing Overseas	1632	0	0	1632	0.08%
Total				2059289	100.00%

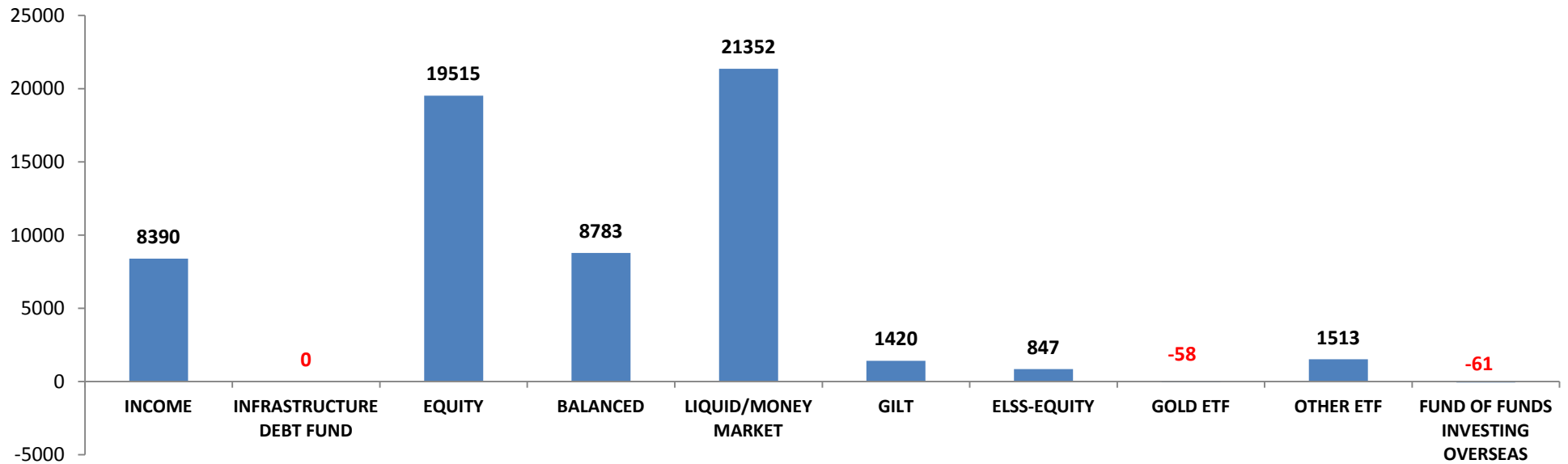
Source: AMFI

AUM as on 30th June 2017



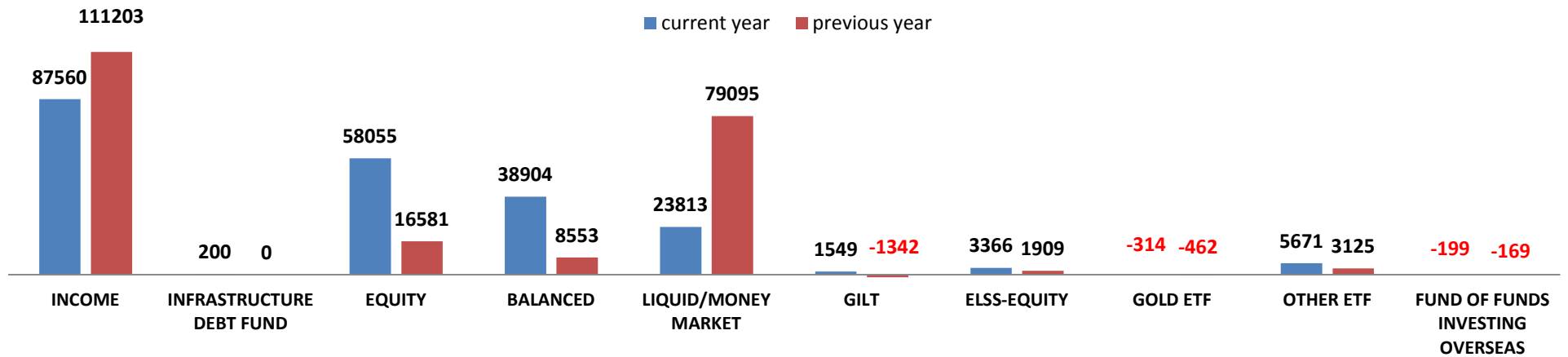
Source: NAV India

Net Inflow/Outflow for the Month Aug 17(Rs cr)

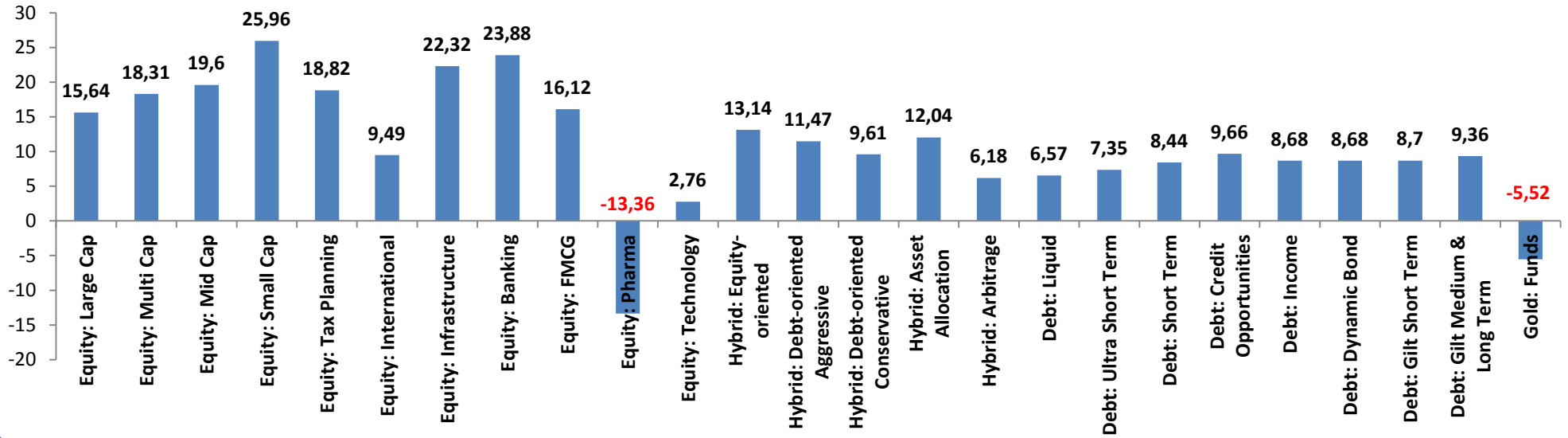


Net Inflow/Outflow for the year

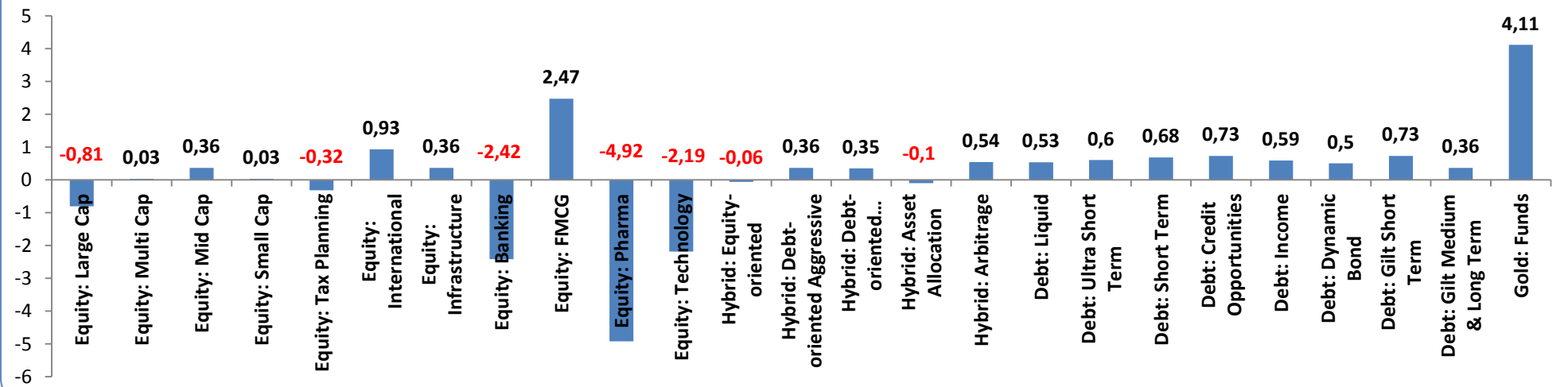
■ current year ■ previous year



1 Year Return % (As on 1st Sept 2017)



1 Month Return % (As on 1st Sept 2017)



✓ **New Fund Offer**

Scheme Name	Scheme Type	Scheme Category	Launch Date	Closure Date
SUNDARAM LONG TERM MICRO CAP ADVANTAGE FUND SERIES VI	CLOSE ENDED	ELSS	23-JUN-2017	22-SEP-2017
RELIANCE DUAL ADVANTAGE FIXED TENURE FUND XI-PLAN E	CLOSE ENDED	INCOME	07-SEPT-2017	21-SEPT-2017
UTI FTIF SERIES XXVII-VII (1117 DAYS)	CLOSE ENDED	INCOME	07-SEPT-2017	21-SEPT-2017
RELIANCE FIXED HORIZON FUND-XXXV-SERIES 5	CLOSE ENDED	INCOME	06-SEPT-2017	20-SEPT-2017

✓ **MUTUAL FUND ACTIVITY**

MONTH	EQUITY			DEBT		
	PURCHASE(Rs.cr)	SALES(Rs.cr)	NET(Rs.cr)	PURCHASE(Rs.cr)	SALES(Rs.cr)	NET(Rs.cr)
AUGUST 2017	50272.80	32331.69	17941.11	137926.77	101459.95	36466.82
JULY2017	50268.51	38468.66	11799.85	142148.53	101761	40387.5
JUNE2017	43484.16	34284.77	9199.39	148138.35	132091.2	16047.13
MAY2017	51059.27	41701.59	9357.68	156917.4	147403	9514.37
APRIL2017	42813.5	31569.25	11244.25	134337.1	78404.21	55932.89
MARCH2017	43483.9	41116.3	2367.6	160911	120824.7	40086.3
FEB2017	37473.3	35433.6	2039.7	119054.5	80224.9	38829.6
JAN2017	37985.7	32752.2	5233.5	113866	82761.1	31104.9

RECOMMENDED MUTUAL FUNDS

EQUITY LARGE CAP	AUM(Cr)	1 Yr	2 Yr	3 Yr	5 Yr	10 Yr	Since Inc. Return	NAV
Mirae - Asset India Opp Fund Reg (G)	4030	24.87	20.67	15.47	22.05	0	17.46	45.71
SBI - Blue Chip Fund Reg (G)	14267	16.17	16.64	14.15	19.93	11.26	12.02	37.23
Aditya Birla SL - Top 100 Fund Reg (G)	2985	19.54	17.34	13.02	19.72	12.17	15.74	56.85
Aditya Birla SL - Frontline Equity Fund Reg (G)	17770	17.66	17.43	13.13	19.62	13.38	23.29	214.42
Franklin - India Flexi Cap Fund (G)	2932	13.79	12.7	11.34	19.38	12.09	17.59	76.21
Reliance - TOP 200 Fund Ret (G)	3566	20.5	15.67	12.41	18.68	11.86	11.75	30.75
DSP BlackRock - Focus 25 Reg Fund (G)	2607	14.84	14.89	13.16	18.55	0	11.53	22.42
Edelweiss - Equity Opp Fund Reg (G)	264	17.52	14.69	11.93	17	9.9	10.82	28.68

EQUITY MULTI CAP	AUM(Cr)	1 Yr	2 Yr	3 Yr	5 Yr	10 Yr	Since Inc. Return	NAV
Aditya Birla SL - Adv Fund Reg (G)	3703	25.72	23.38	20.17	25.16	11.8	18.86	437.68
Aditya Birla SL - Equity Fund Reg (G)	6016	24.35	22.68	17.35	23.73	12.11	24.91	704.69
ICICI Pru - Nifty Next 50 Index Fund Reg (G)	70	28.17	22.15	17.88	23.05	0	13.71	25.43
Kotak - Select Focus Fund (G)	11590	23.07	20.16	17.12	22.56	0	15.54	32.46
ICICI Pru - Value Discovery Reg (G)	17232	10.2	11.75	10.42	22.03	17.12	22.23	138.21
DSP BlackRock - Oppo Reg Fund (G)	2771	22.89	21.79	16.64	21.71	12.65	19.31	213.62
SBI - M Multicap Fund Reg (G)	2486	21.81	20.07	17.17	21.7	10.05	13.55	45.51

EQUITY MID CAP	AUM(Cr)	1 Yr	2 Yr	3 Yr	5 Yr	10 Yr	Since Inc. Return	NAV
Mirae - Asset Emerging Bluechip Fund Reg (G)	4005	31.68	27.72	23.96	31.86	0	24.06	48.38
Principal - Emerging Bluechip (G)	1098	28.47	24.98	20.84	29	0	29.7	103.34

SBI - M MidCap Fund Reg (G)	3789	12.65	16.23	17.32	27.82	11.26	17.98	78.01
L&T - India Value Fund (G)	4454	30.74	23.06	20.28	27.24	0	17.91	36.33
Franklin - India Prima Fund (G)	5747	19.32	20.32	18.08	27.01	14.59	20.81	928.24
Kotak - Emerging Equity (G)	2044	21.61	21.62	20.29	26.41	12.21	13.52	37.64
HDFC - Mid Cap Opportunities Fund (G)	16933	21.13	21.51	18.15	26.36	17.9	18.01	54.22

EQUITY SMALL CAP	AUM(Cr)	1 Yr	2 Yr	3 Yr	5 Yr	10 Yr	Since Inc. Return	NAV
SBI - Small & Midcap Fund Reg (G)	707	35.11	25.43	25.54	33.1	0	21.67	48.19
Franklin - India Smaller Companies Fund (G)	5830	21.01	22.71	18.98	31.12	16.37	16.02	56.67
DSP BlackRock - Micro Cap Fund Reg (G)	5920	19.58	21.95	22.9	30.27	18.43	19.12	60.05

HYBRID EQUITY ORIENTED	AUM(Cr)	1 Yr	2 Yr	3 Yr	5 Yr	10 Yr	Since Inc. Return	NAV
L&T - India Prudence Fund (G)	5168	19.7	15.66	14.73	19.78	0	15.18	25.63
HDFC - Balanced Fund (G)	12483	18.67	16.76	13.41	19.35	15.75	16.96	143.83
ICICI Pru - Balanced Reg Plan (G)	14243	16.66	16.91	13	19.34	12.46	14.91	121.9
Aditya Birla SL - Balanced 95 Fund Reg (G)	9259	16.91	16.87	14.33	18.68	13.17	21.44	745.12
SBI - M Balanced Fund Reg (G)	12060	14.07	13.19	12.04	18.68	11.47	16.5	119.45

HYBRID DEBT ORIENTED	AUM(Cr)	1 Yr	2 Yr	3 Yr	5 Yr	10 Yr	Since Inc. Return	NAV
SBI - M Children Benefit Plan Reg (G)	45	17.12	18.32	14.24	14.94	11.1	11.01	50.64
ICICI Pru - MIP 25 Reg (G)	1378	12.67	12.39	11.97	12.55	9.96	10.64	38.92
UTI - MIS Adv Plan (G)	999	10.76	11.03	10.58	11.73	9.91	10.72	38.49
SBI - M Monthly Income Plan Reg (G)	1217	10.42	11.67	11.69	11.45	8.2	8.39	38.21
ICICI Pru - Regular Income Fund Reg (G)	2489	8.28	8.97	10.18	9.05	0	8.58	16.97

EQUITY ELSS	AUM(Cr)	1 Yr	2 Yr	3 Yr	5 Yr	10 Yr	Since Inception Return	NAV
Aditya Birla SL - Tax Relief 96 Fund ELSS Reg (G)	3534	21.87	17.41	16.96	22.43	0	11.79	28.92
Aditya Birla SL - Tax Plan Reg (G)	552	21.37	16.85	16.22	21.65	10.73	12.52	36.23
DSP BlackRock - Tax Saver Reg Fund (G)	2781	21.16	20.93	15.8	22.23	13.48	15.34	45.75
L&T - Tax Advantage Fund (G)	2293	26.62	20.36	15.46	19.55	13.48	15.55	53.11
Axis - Long Term Equity (G)	13544	19.67	14.57	14.34	23.91	0	19.45	39.61
Reliance - Tax Saver (G)	8492	23.71	19.71	12.43	23.28	14.15	16.36	61.53

DEBT INCOME	AUM(Cr)	1 Yr	2 Yr	3 Yr	5 Yr	10 Yr	Since Inc. Return	NAV
DHFL Pramerica - Medium Term Income Fund Reg (G)	770	8.51	10.16	10.6	0	0	10.99	14.47
SBI - Regular Savings Fund Reg (G)	807	11.21	11.29	10.45	10.56	8.18	8.12	29.52
ICICI Pru - Banking and PSU Debt Fund Reg (G)	7924	9.22	10.46	10.12	9.74	0	9.12	19.58
Kotak - Medium Term Fund (G)	4398	8.28	9.83	10	0	0	10.03	14.03
HDFC - Medium Term Opportunities Fund (G)	8982	8.59	9.5	9.58	9.39	0	9.19	18.87
UTI - Medium Term Fund Reg (G)	168	9.08	9.81	0	0	0	9.34	12.45

DEBT SHORT TERM	AUM(Cr)	1 Yr	2 Yr	3 Yr	5 Yr	10 Yr	Since Inc. Return	NAV
Franklin - India Low Duration (G)	4236	9.52	9.63	9.71	9.7	0	9.6	19.24
Franklin - India ST Income Plan Ret (G)	8199	10.34	9.24	9.65	9.66	9.43	8.43	3546.72
HDFC - Regular Savings Fund (G)	4988	8.45	9.32	9.65	9.26	9.16	8.1	33.59
UTI - Banking & PSU Debt Fund Reg (G)	1382	8.9	9.67	9.33	0	0	9.36	13.82
DHFL Pramerica - Short Maturity Reg Fund (G)	1693	8.81	9.23	9.3	9.18	9.04	8.04	31
HDFC - ST Opportunities Fund (G)	9411	7.94	8.64	8.91	9.02	0	8.98	18.63

Reliance - Medium Term Fund (G)	10235	7.76	8.47	8.66	8.69	8.14	7.7	35.3
---------------------------------	-------	------	------	------	------	------	-----	------

DEBT ULTRA SHORT TERM	AUM(Cr)	1 Yr	2 Yr	3 Yr	5 Yr	10 Yr	Since Inception Return	NAV
Franklin - India Ultra Short Bond Super Ins (G)	10334	9.1	9.44	9.54	9.7	0	8.99	23.14
Kotak - Low Duration Fund Std (G)	5097	8.03	8.6	9.07	8.59	0	7.82	2050.08
DHFL Pramerica - Low Duration Fund Reg (G)	1393	7.91	8.65	8.9	8.98	8.43	8.45	22.94
L&T - Floating Rate Fund (G)	507	8.33	8.63	8.56	8.83	7.93	7.8	16.57
Indiabulls - Ultra STF (G)	951	8	8.26	8.56	8.76	0	8.96	1629.99
JM - Floater Fund LT Plan (G)	226	7.83	8.2	8.47	8.39	7.63	6.89	25.82

DEBT DYNAMIC BOND	AUM(Cr)	1 Yr	2 Yr	3 Yr	5 Yr	10 Yr	Since Inc. Return	NAV
ICICI Pru - Long Term Plan Reg (G)	2337	10.95	12.07	12.35	11.98	0	10.49	21.47
DHFL Pramerica - Dynamic Bond Fund (G)	177	11.33	10.4	11.49	9.2	0	9.14	1646.46
SBI - Dynamic Bond Fund Reg (G)	3014	10.34	10.95	11.15	9.22	7.15	5.85	21.47
UTI - Dynamic Bond Fund (G)	1540	11.1	11.17	11.05	10.49	0	10.05	19.99

DEBT CREDIT OPPORTUNITY	AUM(Cr)	1 Yr	2 Yr	3 Yr	5 Yr	10 Yr	Since Inc. Return	NAV
Reliance - Corporate Bond Fund (G)	6570	9.26	10.21	10.46	0	0	10.3	13.71
Aditya Birla SL - Medium Term Plan Reg (G)	10663	8.83	9.91	10.23	10.3	0	9.39	21.39
SBI - Corporate Bond Fund Reg (G)	3968	8.68	9.57	10.09	9.91	8.62	7.91	27.23
DSP BlackRock - Income Oppor Reg (G)	7039	8.36	9.61	9.84	9.44	8.36	7.41	27.91
L&T - Income Opportunities Fund (G)	2850	8.91	9.54	9.81	9.04	0	8.65	19.36

ICICI Pru - Corporate Bond Fund Reg (G)	6761	8.81	9.36	9.76	9.21	8.27	7.76	26.44
Kotak - Income Opportunities Fund (G)	4312	8.23	9.47	9.52	9.26	0	8.69	18.57
Reliance - Reg Savings Debt Plan (G)	9347	8.55	9.28	9.39	9.29	8.14	7.19	23.5
Axis - Fixed Income Opportunities Fund (G)	1873	8.38	9.01	9.37	0	0	9.46	13.32
ICICI Pru - Regular Savings Fund Reg (G)	7449	8.6	8.95	9.34	9.11	0	9.03	18.05

DISCLAIMER

This report is not to be construed as an offer or solicitation for the subscription, purchase or sale of any mutual fund. Any advice herein is made on a general basis and does not take into account the specific investment objective of the specific person or group of persons. Investors should be aware that the Elite Wealth Advisors Limited may/may not have a conflict of interest that could affect the objectivity of this report. Investors should consider this report as only information in making their investment decision and must exercise their own judgment before making any investment decision. Past performance and any forecast is not necessarily indicative of the future or like performance of the mutual fund. The value of units and the income from them may fall as well as rise. Opinions expressed herein are subject to change without notice.

MUTUAL FUND INVESTMENTS ARE SUBJECT TO MARKET RISKS, READ ALL SCHEME RELATED DOCUMENTS CAREFULLY.